

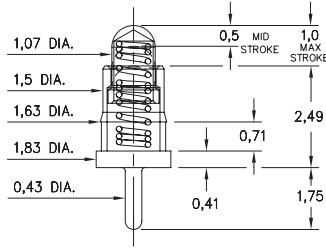
SPRING-LOADED PINS

DISCRETE SPRING-LOADED CONTACTS • THROUGH-HOLE MOUNT

0906-0

0906-0-15-20-76-14-11-0

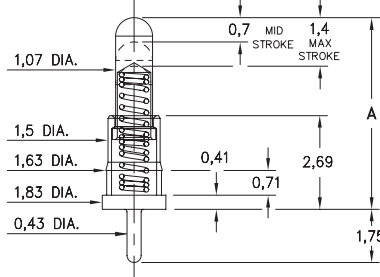
Short stroke, Solder mount in 0,51 min. mounting hole. Also available with insulated sleeve, see page 19.5



0906-1 ⇨ 4,8

0906-X-15-20-7X-14-11-0

Standard stroke, Solder mount in 0,51 min. mounting hole. Also available with insulated sleeve, see page 19.5



Basic Part Number	Length A
-------------------	----------

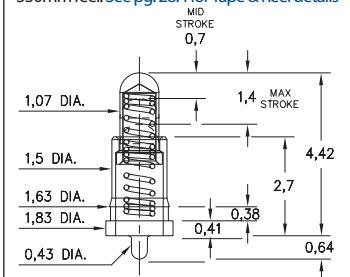
0906-1	4,5
0906-2	5,0
0906-3	5,51
0906-4	5,99
*0906-8	3,94

*0906-8 has a 0,5 Mid. Stroke & 1,0 Max. Stroke

0930

0930-0-15-20-7X-14-11-0

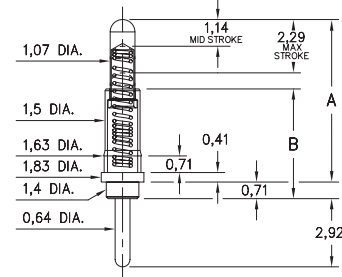
Solder mount in 0,51 min. mounting hole. Also available on carrier tape: 1,500 parts per 330mm reel. See pg. 28.4 for Tape & Reel details



0914

0914-0-15-20-77-14-11-0

Long stroke Solder mount in 0,74 min. mounting hole



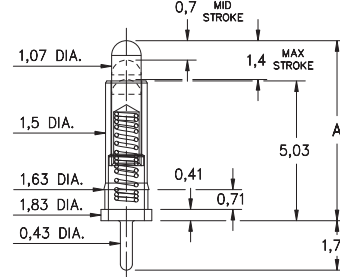
Basic Part Number	Length A	Length B
-------------------	----------	----------

0914-0	6,96	4,7
0914-1	7,72	6,15
0914-2	8,48	6,91
0914-3	9,25	7,67

0908-0 ⇨ 9

0908-X-15-20-7X-14-11-0

Standard stroke Solder mount in 0,51 min. mounting hole



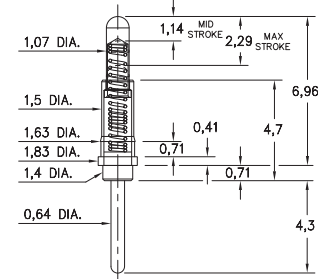
Basic Part Number	Length A
-------------------	----------

0908-0	6,48
0908-1	6,99
0908-2	7,49
0908-3	8,0
0908-4	8,51
0908-5	8,89
0908-6	9,4
0908-7	9,91
0908-8	10,41
0908-9	10,92

0932

0932-0-15-20-77-14-11-0

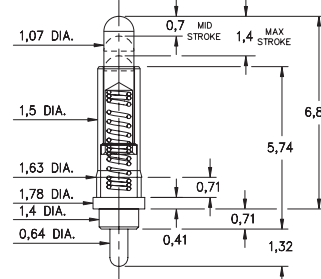
Long stroke Solder mount in 0,74 min. mounting hole



0901

0901-0-15-20-7X-14-11-0

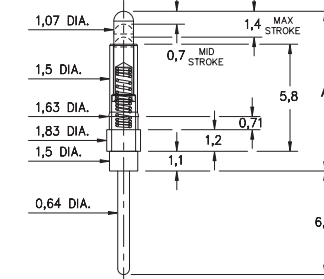
"Legacy P/N 0901-0-00-00-00-00-11-0" Solder mount in 0,74 min. mounting hole



0929

0929-X-15-20-7X-14-11-0

Standard stroke Solder mount in 0,74 min. mounting hole



Basic Part Number	Length A
-------------------	----------

0929-0	8,64
0929-7	12,2

Material Specifications:

Sleeve & Plunger Material: Copper Alloy
Spring Material: Beryllium Copper
Sleeve & Plunger Finish: 0,5µm Gold over Nickel
Spring Finish: 0,25µm Gold over Nickel
Dimensions: Millimeters
Tolerances On: Lengths: ± 0,15
 Diameters: ± 0,051
 Angles: ± 2°



Mechanical & Electrical Specifications:

Durability: Up to 1,000,000 cycles
Current Rating: 2A continuous, 3A peak
Contact Resistance: 20 mΩ max.
Environmental Specifications:
Operating temperature range:
 -55/+125° C (discontinuous)

75, 76, 77 Springs are not interchangeable

Order Code: 09XX - X - 15 - 20 - 7X - 14 - 11 - 0

Spring Number

Spring Number	Mid. Stroke	Max. Stroke	Force @ Mid. Stroke	Initial Force (Pre-Load)
75	0,7	1,4	60 g	25 g
76	0,5	0,99	60 g	25 g
77	1,14	2,29	60 g	25 g

