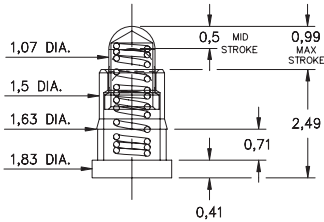


SPRING-LOADED PINS

DISCRETE SPRING-LOADED CONTACTS • SURFACE MOUNT

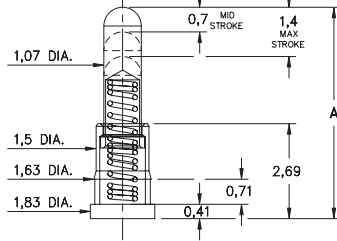
0900-0

0900-0-15-20-76-14-11-0
 "Legacy P/N 0900-0-00-00-00-00-11-0"
 Short stroke, Surface mount. Also available
 on 16mm wide carrier tape: 2,000 parts per
 330mm reel. See pg. 28.2 for Tape & Reel details



0900-1 → 4,8 72 or 75

0900-X-15-20-7X-14-11-0
 Standard stroke, Surface mount. Also available on 16mm
 wide carrier tape: 1,700 parts per 330mm reel (0900-1) or
 24mm wide carrier tape: 1,100 parts per 330mm reel (0900-2)
 and (0900-3). See page 28.2 for Tape & Reel details

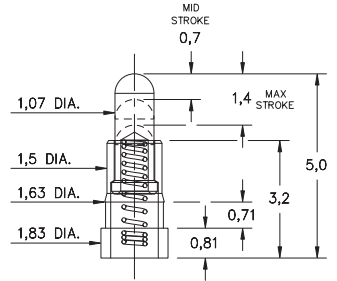


Basic Part Number	Length A
0900-1	4,5
0900-2	5,0
0900-3	5,51
0900-4	5,99
*0900-8	3,94

*0900-8 has a 0,5 Mid Stroke & 0,99 Max. Stroke
 Order as:
 0900-8-15-20-76-14-11-0
 "Legacy Part Number"
 0900-X-00-00-00-00-11-0

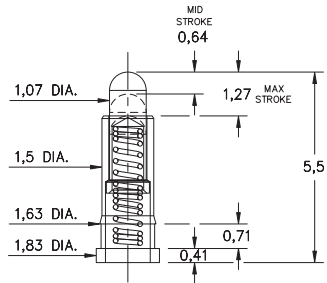
0934

0934-0-15-20-74-14-26-0
 Standard stroke, Surface mount



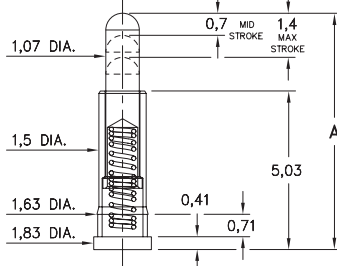
0936

0936-0-15-20-7X-14-11-0
 Standard stroke, Surface mount



0907-0 → 9

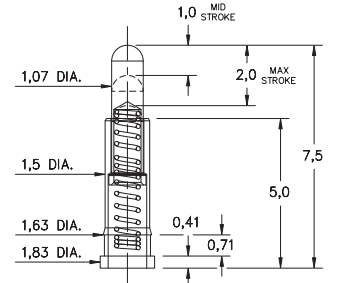
0907-X-15-20-75-14-11-0
 Standard stroke, Surface mount, Mid profile
 Also available with insulated sleeve, see page 19.4



Basic Part Number	Length A
0907-0	6,48
0907-1	6,99
0907-2	7,49
0907-3	8,0
0907-4	8,51
0907-5	8,89
0907-6	9,4
0907-7	9,91
0907-8	10,41
0907-9	10,92

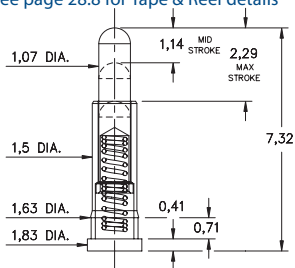
0928

0928-0-15-20-77-14-11-0
 Long stroke, Surface mount



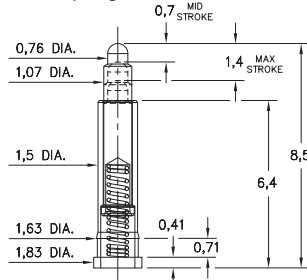
0913-0

0913-0-15-20-77-14-11-0
 Long stroke, Surface mount, Mid profile
 Also available on 24mm wide carrier tape:
 1,000 parts 330mm reel.
 See page 28.8 for Tape & Reel details



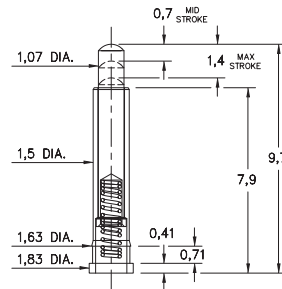
0925

0925-0-15-20-7X-14-11-0
 Standard stroke, Surface mount
 Reduced plunger



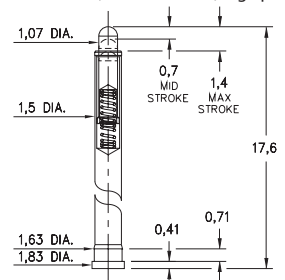
0927

0927-0-15-20-7X-14-11-0
 Standard stroke, Surface mount, Mid profile



0905

0905-0-15-20-7X-14-11-0
 "Legacy P/N 0905-0-00-00-00-00-11-0"
 Standard stroke, Surface mount, High profile



Material Specifications:

Sleeve & Plunger Material: Copper Alloy
Spring Material: Beryllium Copper
Sleeve & Plunger Finish: 0,5µm Gold over Nickel
Spring Finish: 0,25µm Gold over Nickel
Dimensions: Millimeters
Tolerances On: Lengths: ± 0,15
 Diameters: ± 0,051
 Angles: ± 2°



Mechanical & Electrical Specifications:

Durability: Up to 1,000,000 cycles
Current Rating: 2A continuous, 3A peak
Contact Resistance: 20 mΩ max.

Environmental Specifications:

Operating temperature range:
 -55/+125°C (discontinuous)

74, 75, 76, 77 Springs are not interchangeable

Order Code: 09XX - X - 15 - 20 - 7X - 14 - XX - 0

Spring Number

Spring Number	Mid. Stroke	Max. Stroke	Force @ Mid. Stroke	Initial Force (Pre-Load)
72	0,7	1,4	35 g	15 g
74	0,7	1,4	50 g	15 g
75	0,7	1,4	60 g	25 g
76	0,5	1,0	60 g	25 g
77	1,14	2,29	60 g	25 g



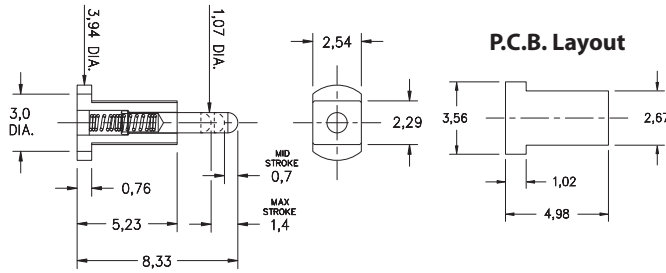
SPRING-LOADED PINS

DISCRETE SPRING-LOADED CONTACTS

0967 72 or 75

0967-0-15-20-7X-14-11-0

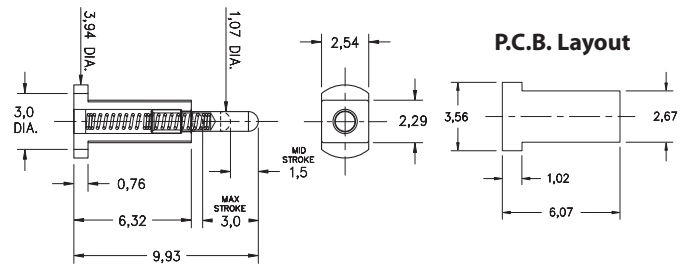
Standard stroke, Horizontal surface mount
Also available on 16mm wide carrier tape: 2,800 parts per 330mm reel
See page 28.2 for Tape & Reel details



0987

0987-0-15-20-89-14-11-0

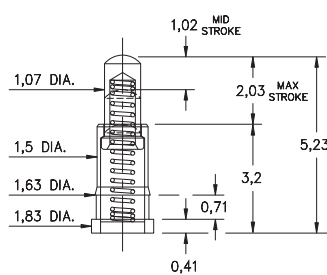
Long stroke, Horizontal surface mount
Also available on 24mm wide carrier tape: 2,800 parts per 330mm reel
* Stainless steel spring. See page 28.8 for Tape & Reel details



0964

0964-0-15-20-85-14-11-0

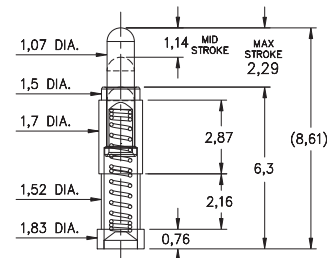
Long stroke, Surface mount, Mid profile
* Stainless steel spring



7966-0

7966-0-15-20-77-14-11-0

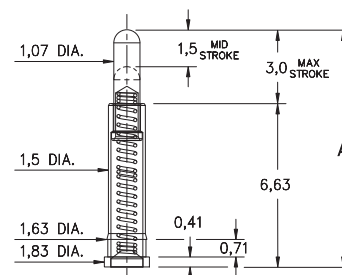
Long stroke, Surface mount. Also available in HSMT connector series: 1,450 parts per 330mm reel. Order as: 810-22-0XX-40-005191



0919-X

0919-X-15-20-89-14-11-0

3mm Long stroke, Surface mount
* Stainless steel spring

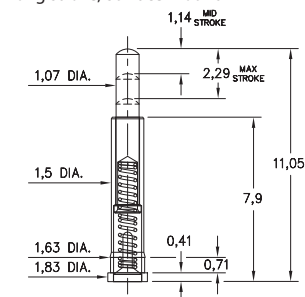


Basic Part Number	Length A
0919-0	9,63
0919-2	10,64

0937

0937-0-15-20-77-14-11-0

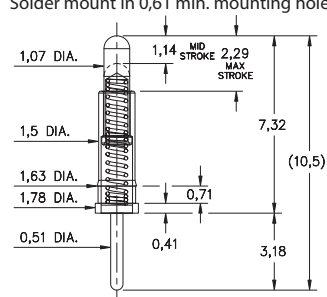
Long stroke, Surface mount



7913

7913-0-15-20-77-14-11-0

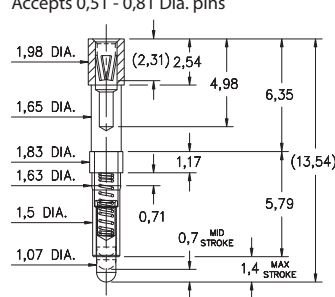
Long stroke
Solder mount in 0,61 min. mounting hole



0959 72 or 75

0959-0-54-20-7X-14-11-0

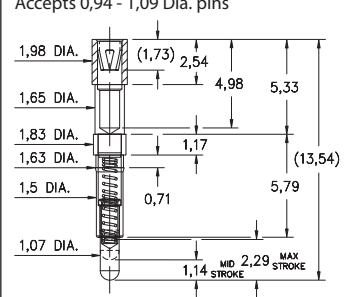
Receptacle spring pin, Standard stroke
Accepts 0,51 - 0,81 Dia. pins



7928

7928-0-54-20-77-14-11-0

Receptacle spring pin, Long stroke
Accepts 0,94 - 1,09 Dia. pins



Material Specifications:

Sleeve & Plunger Material: Copper Alloy
Spring Material: BeCu or Stainless Steel 302 *
Sleeve & Plunger Finish: 0,5µm Gold over Nickel
Spring Finish: 0,25µm Gold over Nickel
Dimensions: Millimeters
Tolerances On: Lengths: ± 0,15
Diameters: ± 0,051
Angles: ± 2°



Mechanical & Electrical Specifications:

Durability: 1,000,000 cycles
Current Rating: 2A continuous, 3A peak
Contact Resistance: 20 mΩ max.
Environmental Specifications:
Operating temperature range: -55/+125° C

75, 77, 85, 89 Springs are not interchangeable

Order Code: X9XX - X - 15 - 20 - XX - 14 - 11 - 0

Spring Number XX

Spring Number	Mid. Stroke	Max. Stroke	Force @ Mid. Stroke	Initial Force (Pre-Load)
72	0,7	1,4	35 g	15 g
75	0,7	1,4	60 g	25 g
77	1,14	2,29	60 g	25 g
* 85	1,02	2,03	90 g	25 g
* 89	1,5	3,0	100 g	25 g

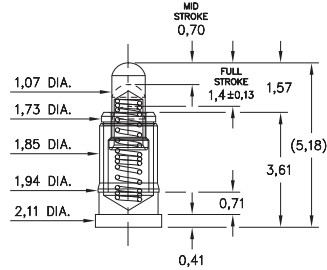


SPRING-LOADED PINS

DISCRETE SPRING-LOADED CONTACTS

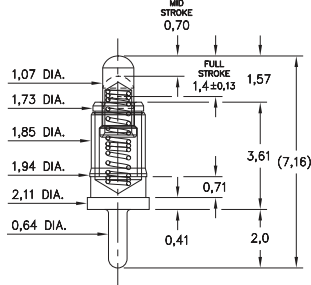
0981

0981-0-15-20-75-14-11-0
Standard stroke, Surface mount



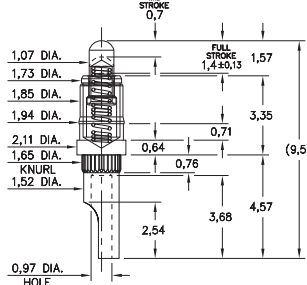
7982

7982-1-15-20-75-14-11-0
Standard stroke
Solder mount in 0,74 min. mounting hole



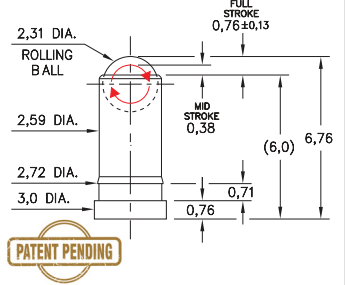
7983

7983-1-15-20-75-14-11-0
Standard stroke, Knurl Press-fit in 1,57 mounting hole. Accepts wire sizes up to 22 AWG



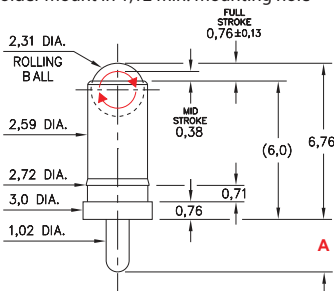
0945

0945-0-15-20-09-14-11-0
Omniball™, Surface mount
For lateral, sliding & rolling contact applications



7945

7945-X-15-20-09-14-11-0
Omniball™, For lateral, sliding & rolling contact applications
Solder mount in 1,12 min. mounting hole

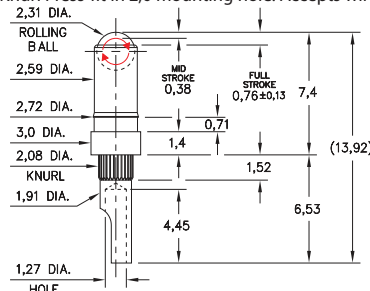


PATENT PENDING

Basic Part Number	Length A
7945-1	2,0
7945-2	3,0

7949

7949-0-15-20-09-14-11-0
Omniball™, For lateral, sliding & rolling contact applications
Knurl Press-fit in 2,0 mounting hole. Accepts wire sizes up to 20 AWG



PATENT PENDING

Material Specifications:

Sleeve & Plunger Material: Copper Alloy
Spring Material: Beryllium Copper
Sleeve & Plunger Finish: 0,5µm Gold over Nickel
Spring Finish: 0,25µm Gold over Nickel
Dimensions: Millimeters
Tolerances On: Lengths: ± 0,15
Diameters: ± 0,051
Angles: ± 2°



Mechanical & Electrical Specifications:

Durability: Up to 1,000,000 cycles
Current Rating: 2A continuous, 3A peak,
(09 spring): 3.5A continuous, 5A peak
Contact Resistance: 20 mΩ max.

Environmental Specifications:

Operating temperature range:
-55/+125°C (discontinuous)

09, 75 Springs are not interchangeable

Order Code: XXXX - 0 - 15 - 20 - **XX** - 14 - 11 - 0

Spring Number

Spring Number	Mid. Stroke	Max. Stroke	Force @ Mid. Stroke	Initial Force (Pre-Load)
* 09	0,38	0,76	55 g	30 g
75	0,7	1,4	60 g	25 g



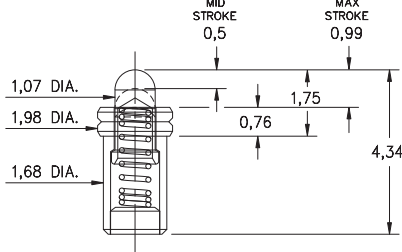
SPRING-LOADED PINS

DISCRETE SPRING-LOADED CONTACTS

0921-0

0921-0-15-20-76-14-11-0

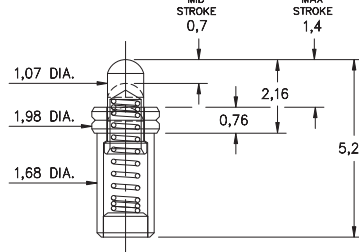
Ultra low profile, Short stroke. Solder mount in 1,78 min. mounting hole
Also available on 24mm wide carrier tape: 1,700 parts per 330mm reel
See page 28.3 for Tape & Reel details



0921-1

0921-1-15-20-7X-14-11-0

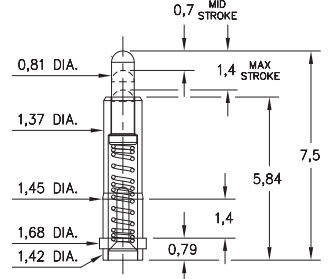
Low profile, Standard stroke. Solder mount in 1,78 min. mounting hole
Also available on 24mm wide carrier tape: 1,500 parts per 330mm reel
See page 28.3 for Tape & Reel details



0911

0911-0-15-20-86-14-11-0

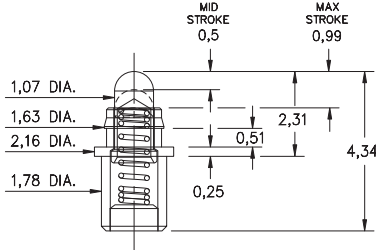
Standard stroke, Surface mount
*Stainless steel spring



0926-0

0926-0-15-20-76-14-11-0

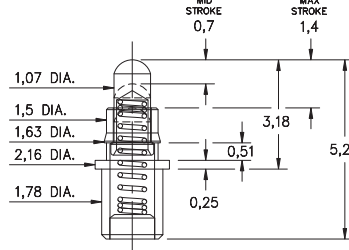
Low profile, Short stroke. Solder mount in 1,88 min. mounting hole
Also available on 16mm wide carrier tape: 1,700 parts per 330mm reel
See page 28.4 for Tape & Reel details



0926-1

0926-1-15-20-7X-14-11-0

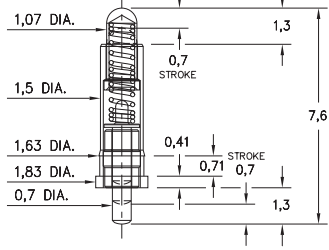
Low profile, Standard stroke. Solder mount in 1,88 min. mounting hole
Also available on 24mm wide carrier tape: 1,450 parts per 330mm reel
See page 28.4 for Tape & Reel details



0980

0980-0-15-20-7X-14-11-0

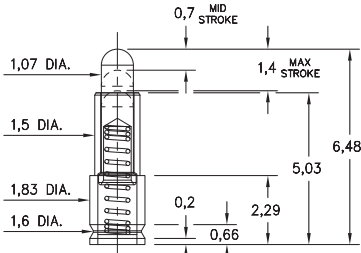
Double action, 1,4 Combined stroke
Mount between parallel circuit boards



0977

0977-0-15-20-7X-14-11-0

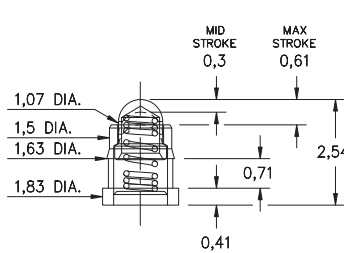
Standard stroke, Surface mount
Also available on 24mm wide carrier tape: 1,100 parts per 330mm reel
See page 28.4 for Tape & Reel details



0965

0965-0-15-20-80-14-11-0

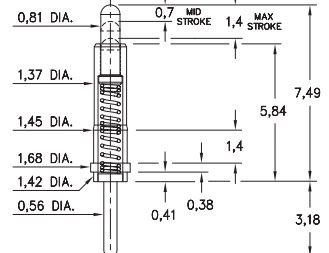
Ultra low profile, Surface mount, *Stainless steel spring
Also available on 16mm wide carrier tape: 3,000 parts per 330mm reel
See page 28.4 for Tape & Reel details



7911

7911-0-15-20-86-14-11-0

Standard stroke, suitable for 2mm spacing
*Stainless steel spring



Material Specifications:

Sleeve & Plunger Material: Copper Alloy
Spring Material: BeCu or Stainless Steel 302 *
Sleeve & Plunger Finish: 0,5µm Gold over Nickel
Spring Finish: 0,25µm Gold over Nickel
Dimensions: Millimeters
Tolerances On: Lengths: ± 0,15
Diameters: ± 0,051
Angles: ± 2°



Mechanical & Electrical Specifications:

Durability: Up to 1,000,000 cycles
Current Rating: 2A continuous, 3A peak
Contact Resistance: 20 mΩ max.
Environmental Specifications:
Operating temperature range:
-55/+125° C (discontinuous)

75, 76, 80, 86 Springs are not interchangeable

Order Code: 09XX - X - 15 - 20 - XX - 14 - 11 - 0

Spring Number

Spring Number	Mid. Stroke	Max. Stroke	Force @ Mid. Stroke	Initial Force (Pre-Load)
72	0,7	1,4	35 g	15 g
75	0,7	1,4	60 g	25 g
76	0,5	0,99	60 g	25 g
* 80	0,3	0,61	115 g	25 g
* 86	0,7	1,4	100 g	25 g



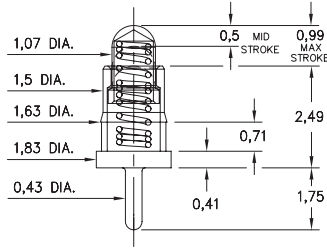
SPRING-LOADED PINS

DISCRETE SPRING-LOADED CONTACTS • THROUGH-HOLE MOUNT

0906-0

0906-0-15-20-76-14-11-0

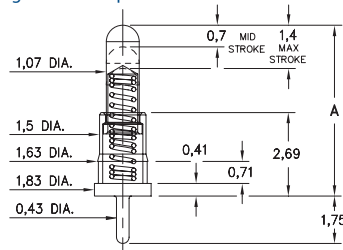
Short stroke, Solder mount in 0,51 min. mounting hole. Also available with insulated sleeve, see page 19.5



0906-1↔4,8

0906-X-15-20-7X-14-11-0

Standard stroke, Solder mount in 0,51 min. mounting hole. Also available on 24mm wide carrier tape: 0906-1 & 0906-2 1,200 parts per reel. 0906-3 & 0906-4 600 parts per reel. See page 28.3 for Tape & Reel details



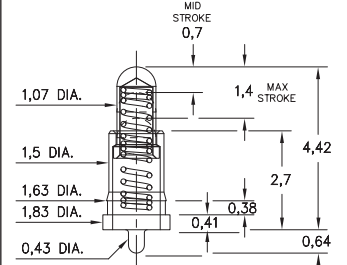
Basic Part Number	Length A
0906-1	4,5
0906-2	5,0
0906-3	5,51
0906-4	5,99
*0906-8	3,94

*0906-8 has a 0,5 Mid. Stroke & 0,99 Max. Stroke
Also available with insulated sleeve, See page 19.5

0930

0930-0-15-20-7X-14-11-0

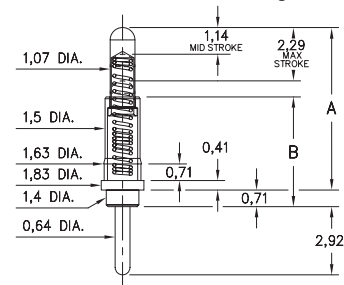
Solder mount in 0,51 min. mounting hole. Also available on carrier tape: 1,500 parts per 330mm reel. See pg. 28.5 for Tape & Reel details



0914

0914-X-15-20-77-14-11-0

Long stroke
Solder mount in 0,74 min. mounting hole

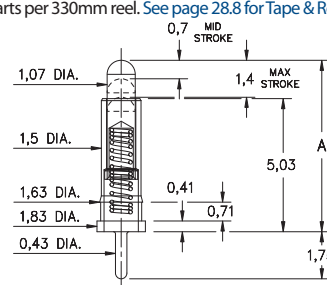


Basic Part Number	Length A	Length B
0914-0	6,96	4,7
0914-1	7,72	6,15
0914-2	8,48	6,91
0914-3	9,25	7,67

0908-0↔9

0908-X-15-20-7X-14-11-0

Standard stroke, Solder mount in 0,51 min. mounting hole. ONLY 0908-4 currently available on 12mm wide carrier tape: 450 parts per 330mm reel. See page 28.8 for Tape & Reel details

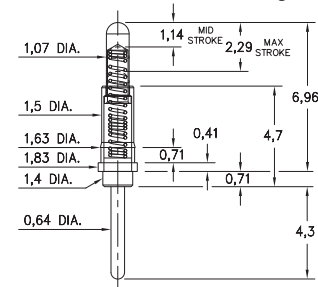


Basic Part Number	Length A
0908-0	6,48
0908-1	6,99
0908-2	7,49
0908-3	8,0
0908-4	8,51
0908-5	8,89
0908-6	9,4
0908-7	9,91
0908-8	10,41
0908-9	10,92

0932

0932-0-15-20-77-14-11-0

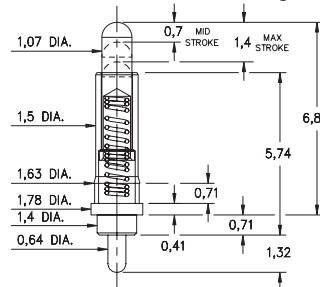
Long stroke
Solder mount in 0,74 min. mounting hole



0901

0901-0-15-20-7X-14-11-0

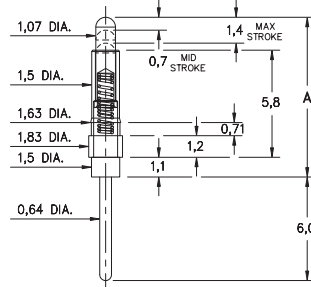
"Legacy P/N 0901-0-00-00-00-11-0"
Solder mount in 0,74 min. mounting hole



0929

0929-X-15-20-7X-14-11-0

Standard stroke
Solder mount in 0,74 min. mounting hole



Basic Part Number	Length A
0929-0	8,64
0929-7	12,2

Material Specifications:

Sleeve & Plunger Material: Copper Alloy
Spring Material: Beryllium Copper
Sleeve & Plunger Finish: 0,5µm Gold over Nickel
Spring Finish: 0,25µm Gold over Nickel
Dimensions: Millimeters
Tolerances On: Lengths: ± 0,15
 Diameters: ± 0,051
 Angles: ± 2°



Mechanical & Electrical Specifications:

Durability: Up to 1,000,000 cycles
Current Rating: 2A continuous, 3A peak
Contact Resistance: 20 mΩ max.
Environmental Specifications:
Operating temperature range:
 -55/+125° C (discontinuous)

75, 76, 77 Springs are not interchangeable

Order Code: 09XX - X - 15 - 20 - 7X - 14 - 11 - 0

Spring Number

Spring Number	Mid. Stroke	Max. Stroke	Force @ Mid. Stroke	Initial Force (Pre-Load)
72	0,7	1,4	35 g	15 g
75	0,7	1,4	60 g	25 g
76	0,5	0,99	60 g	25 g
77	1,14	2,29	60 g	25 g



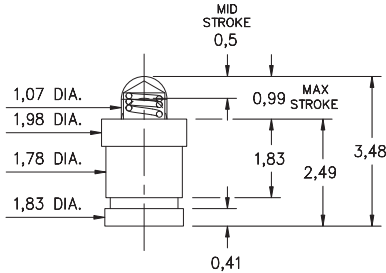
SPRING-LOADED PINS

DISCRETE SPRING-LOADED CONTACTS • SURFACE MOUNT

0910-0

0910-0-57-20-76-14-11-0

Short stroke, Surface mount
Packaged on 16mm wide carrier tape: 2,000 parts per 330mm reel
See page 28.5 for Tape & Reel details

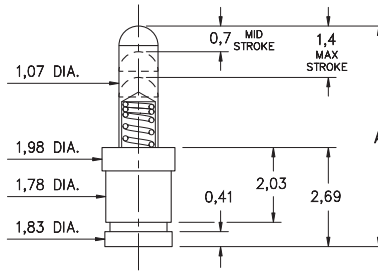


0910-1↔4

72 or 75

0910-X-57-20-7X-14-11-0

Standard stroke, Surface mount
Packaged on carrier tape. See chart for tape width & qty. per reel
See page 28.5 for Tape & Reel details



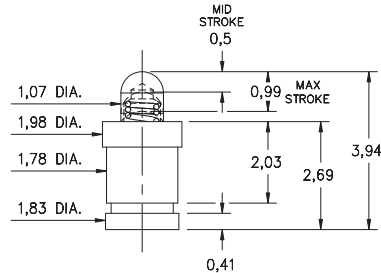
Basic Part Number	Length A
0910-1	4,5
0910-2	5,0
0910-3	5,51
0910-4	5,99

Basic Part Number	Tape Width	Quantity per Reel
0910-1	16mm	1,500
0910-2	24mm	1,100
0910-3	24mm	1,100
0910-4	24mm	1,100

0910-8

0910-8-57-20-76-14-11-0

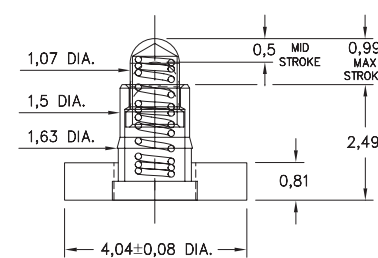
Short stroke, Surface mount
Packaged on 16mm wide carrier tape: 1,800 parts per 330mm reel
See page 28.5 for Tape & Reel details



0990-0

0990-0-50-20-76-14-11-0

Short stroke, Surface mount, Large base
Also available on 16mm wide carrier tape: 2,150 parts per 330mm reel
See page 28.4 for Tape & Reel details

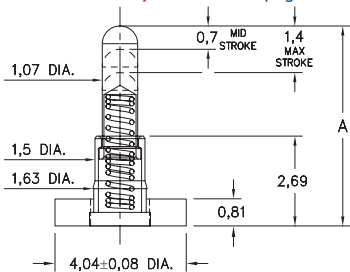


0990-1↔4

72 or 75

0990-X-50-20-7X-14-11-0

Standard stroke, Surface mount, Large base
Also available on 16mm wide carrier tape: 850 parts per 330mm reel
ONLY 0990-4 currently available. See page 28.4 for Tape & Reel details



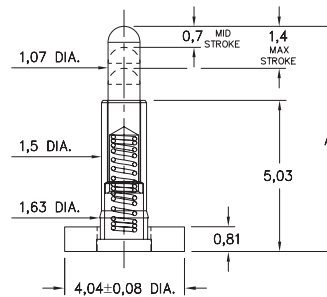
Basic Part Number	Length A
0990-1	4,5
0990-2	5,0
0990-3	5,51
0990-4	5,99

0997-0↔9

72 or 75

0997-X-50-20-7X-14-11-0

Standard stroke, Surface mount, Large base, Mid profile



Basic Part Number	Length A
0997-0	6,48
0997-1	6,99
0997-2	7,49
0997-3	8,0
0997-4	8,51
0997-5	8,89
0997-6	9,4
0997-7	9,91
0997-8	10,41
0997-9	10,92

Material Specifications:

Sleeve & Plunger Material: Copper Alloy
Spring Material: Beryllium Copper
Sleeve & Plunger Finish: 0,5µm Gold over Nickel
Spring Finish: 0,25µm Gold over Nickel
Dimensions: Millimeters
Tolerances On: Lengths: ± 0,15
Diameters: ± 0,051
Angles: ± 2°



Mechanical & Electrical Specifications:

Durability: Up to 1,000,000 cycles
Current Rating: 2A continuous, 3A peak
Contact Resistance: 20 mΩ max.
Environmental Specifications:
Operating temperature range:
-55/+125° C (discontinuous)

75, 76 Springs are not interchangeable

Order Code: XXXX - X - XX - 20 - **XX** - 14 - 11 - 0

Spring Number

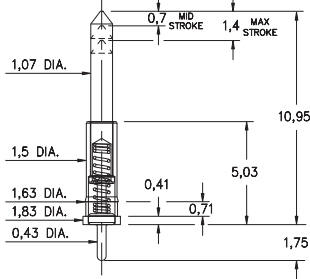
Spring Number	Mid. Stroke	Max. Stroke	Force @ Mid. Stroke	Initial Force (Pre-Load)
72	0,7	1,4	35 g	15 g
75	0,7	1,4	60 g	25 g
76	0,5	0,99	60 g	25 g



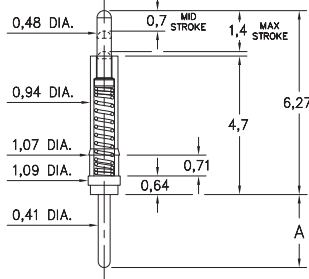
SPRING-LOADED PINS

DISCRETE SPRING-LOADED CONTACTS

0978 72 or 75
0978-0-15-20-7X-14-11-0
 Standard stroke
 Solder mount in 0,51 min. mounting hole



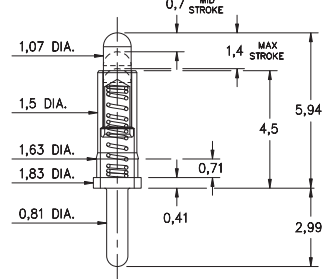
0985
0985-X-15-20-71-14-11-0
 Standard stroke
 Solder mount in 0,49 min. mounting hole



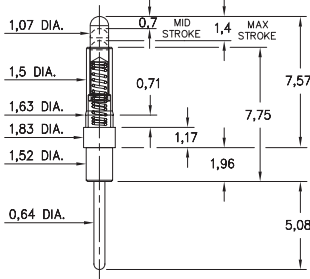
Basic Part Number	Length A
0985-0	2,62
0985-1	3,81
0985-2	4,83

**** Durability:** Up to 100,000 cycles

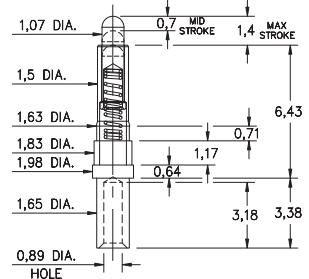
0956 72 or 75
0956-0-15-20-7X-14-11-0
 Standard stroke
 Solder mount in 0,89 min. mounting hole



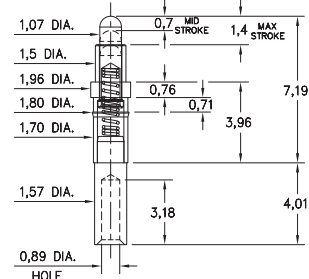
0922 72 or 75
0922-0-15-20-7X-14-11-0
 Standard stroke
 Solder mount in 0,74 min. mounting hole



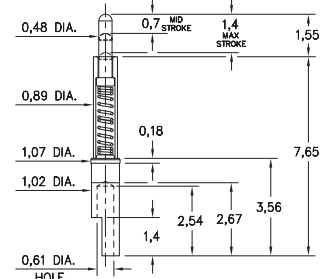
0962 72 or 75
0962-0-15-20-7X-14-11-0
 Standard stroke, Wire crimp termination
 for wire sizes 24 AWG Max. / 28 AWG Min.



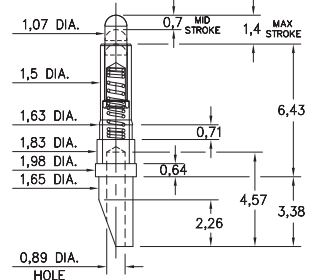
0992 72 or 75
0992-0-15-20-7X-14-11-0
 Standard stroke, Wire crimp termination
 for wire sizes 24 AWG Max. / 28 AWG Min.



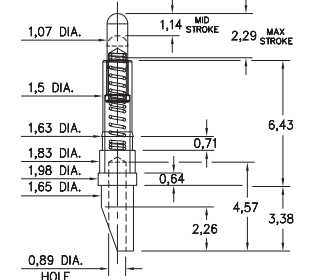
0955
0955-0-15-20-71-14-11-0
 Standard stroke, Soldercup
 Accepts wire sizes up to 26 AWG



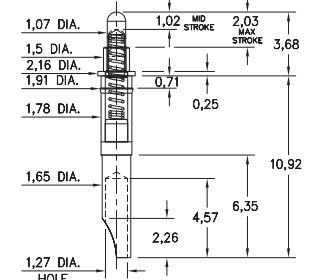
0933 72 or 75
0933-0-15-20-7X-14-11-0
 Standard stroke, Soldercup
 Accepts wire sizes up to 24 AWG



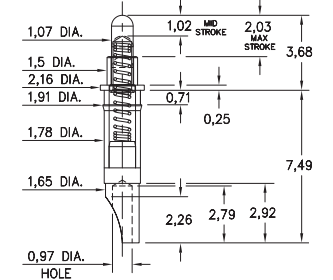
0947
0947-0-15-20-77-14-11-0
 Long stroke, Soldercup
 Accepts wire sizes up to 24 AWG



0973
0973-0-15-20-77-14-11-0
 Long stroke, Soldercup
 Accepts wire sizes up to 20 AWG



7973
7973-0-15-20-77-14-11-0
 Long stroke, Soldercup
 Accepts wire sizes up to 22 AWG



Material Specifications:

Sleeve & Plunger Material: Copper Alloy
Spring Material: BeCu or Stainless Steel 302 *
Sleeve & Plunger Finish: 0,5µm Gold over Nickel
Spring Finish: 0,25µm Gold over Nickel
Dimensions: Millimeters
Tolerances On: Lengths: ± 0,15
 Diameters: ± 0,051
 Angles: ± 2°



Mechanical & Electrical Specifications:

Durability: Up to 1,000,000 cycles **
Current Rating: 2A continuous, 3A peak
Contact Resistance: 20 mΩ max.
Environmental Specifications:
Operating temperature range:
 -55/+125° C (discontinuous)

71, 75, 77, 86 Springs are not interchangeable

Order Code: X9XX - X - 15 - 20 - XX - 14 - 11 - 0

Spring Number

Spring Number	Mid. Stroke	Max. Stroke	Force @ Mid. Stroke	Initial Force (Pre-Load)
71	0,7	1,4	50 g	15 g
72	0,7	1,4	35 g	15 g
75	0,7	1,4	60 g	25 g
77	1,14	2,29	60 g	25 g
* 86	0,7	1,4	100 g	25 g



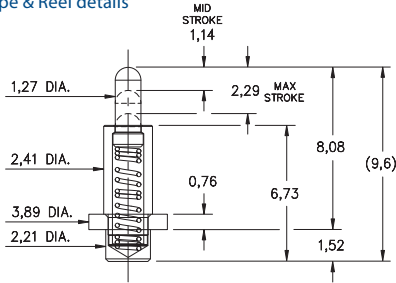
SPRING-LOADED PINS

DISCRETE SPRING-LOADED CONTACTS • POWER SPRING PINS

0851

0851-0-15-20-82-14-11-0

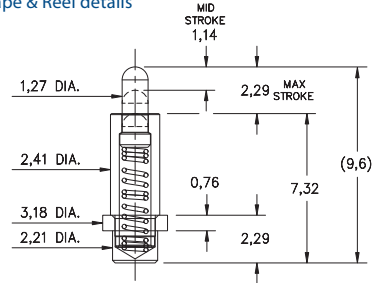
Solder Mount in 2,29 min. mounting hole or Surface Mount, 2,21Ø minimum pad
Also available on 24mm wide carrier tape: 540 parts per 330mm reel
See page 28.6 for Tape & Reel details



0853

0853-0-15-20-82-14-11-0

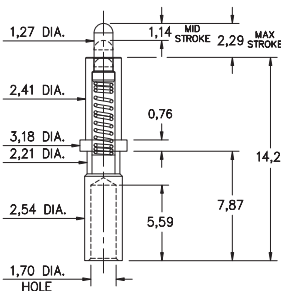
Solder Mount in 2,29 min. mounting hole or Surface Mount, 2,21 Ø minimum pad
Also available on 24mm wide carrier tape: 500 parts per 330mm reel
See page 28.6 for Tape & Reel details



0855

0855-0-15-20-82-14-11-0

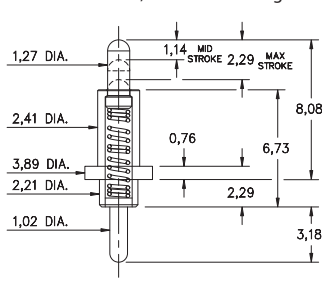
Power spring pin, Wire crimp termination for wire sizes 16 AWG Max. / 20 AWG Min.



0856

0856-0-15-20-82-14-11-0

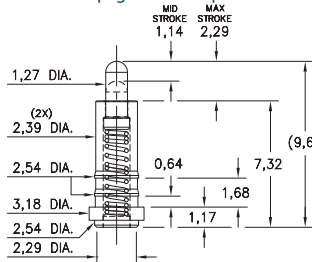
Power spring pin
Solder Mount in 1,14 min. mounting hole



0859

0859-0-15-20-82-14-11-0

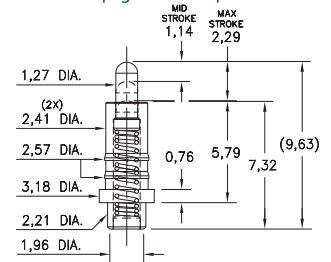
Power spring pin, Surface Mount
2,54 Ø suggested pad size. Also available on 24mm wide carrier tape: 500 parts per 330 mm reel. See page 28.6 for Tape & Reel details



0873

0873-0-15-20-82-14-11-0

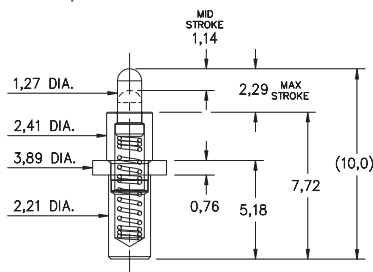
Solder Mount in 2,29 min. mounting hole or Surface Mount, 2,21 Ø min. pad size. Also on 24mm wide carrier tape: 500 parts per 330 mm reel. See page 28.6 for Tape & Reel details



0850

0850-0-15-20-83-14-11-0

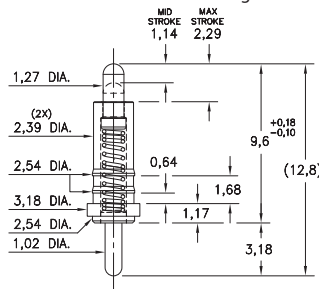
Power spring pin, Solder Mount in 2,29 min. mounting hole
Also available on 32mm wide carrier tape: 500 parts per 330mm reel
See page 28.7 for Tape & Reel details



0858

0858-0-15-20-82-14-11-0

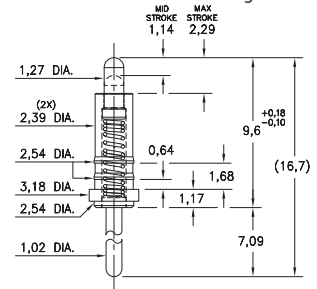
Power spring pin
Solder Mount in .045 min. mounting hole



0878

0878-0-15-20-82-14-11-0

Power spring pin
Solder Mount in .045 min. mounting hole



Material Specifications:

Sleeve & Plunger Material: Copper Alloy
Spring Material: Stainless Steel 302
Sleeve & Plunger Finish: 0,5µm Gold over Nickel
Spring Finish: 0,25µm Gold over Nickel
Dimensions: Millimeters
Tolerances On: Lengths: ± 0,15
Diameters: ± 0,051
Angles: ± 2°



Mechanical & Electrical Specifications:

Durability: Up to 1,000,000 cycles
Rated Current (Free air):
Continuous 9 amps @ 10° C temperature rise
Contact Resistance: 20 mΩ max.
Environmental Specifications:
Operating temperature range:
-55/+125° C (discontinuous)

82, 83 Springs are not interchangeable

Order Code: 08XX - X - XX - 20 - 8X - 14 - 11 - 0

Spring Number

Spring Number	Mid. Stroke	Max. Stroke	Force @ Mid. Stroke	Initial Force (Pre-Load)
82	1,14	2,29	120 g	25 g
83	1,14	2,29	120 g	25 g



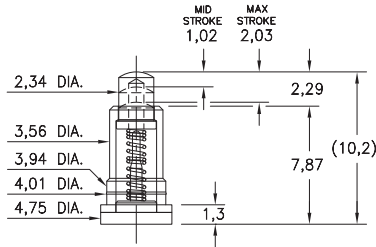
SPRING-LOADED PINS

DISCRETE SPRING-LOADED CONTACTS • POWER SPRING PINS

0871

0871-0-15-20-82-14-11-0

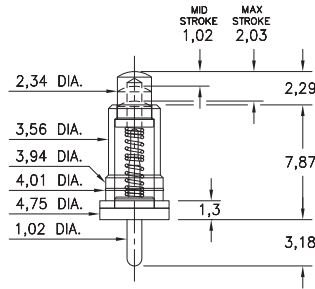
Long stroke, Surface mount *Force @ Mid. Stroke 100g
Also available on 24mm wide carrier tape: 330 parts per 330mm reel
See page 28.6 for Tape & Reel details



0861

0861-0-15-20-82-14-11-0

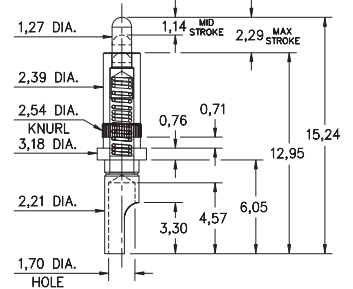
Solder Mount in 1,09 min. mounting hole
*Force @ Mid. Stroke 100g



0868

0868-0-15-20-82-14-11-0

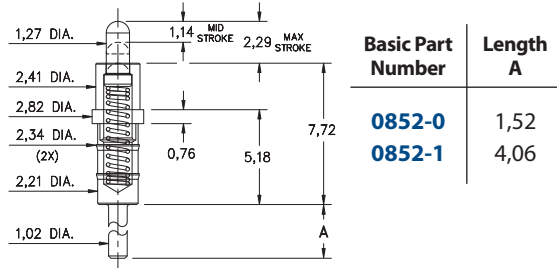
Long stroke, Soldercup
Accepts wire sizes up to 16 AWG



0852

0852-X-15-20-83-14-11-0

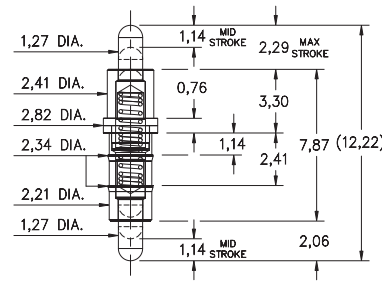
Power spring pin, Solder mount in 1,14 min. mounting hole
Also available on 44mm wide carrier tape: 425 parts per 330mm reel
See page 28.7 for Tape & Reel details



0880

0880-1-15-20-82-14-11-0

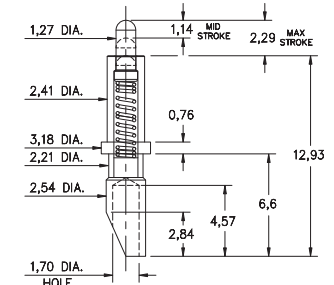
Double action, 2,29 Max. combined stroke
Mount between parallel circuit boards



0854

0854-0-15-20-82-14-11-0

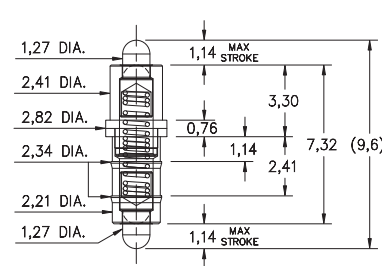
Power spring pin, Soldercup
Accepts wire sizes up to 16 AWG



0881

0881-1-15-20-82-14-11-0

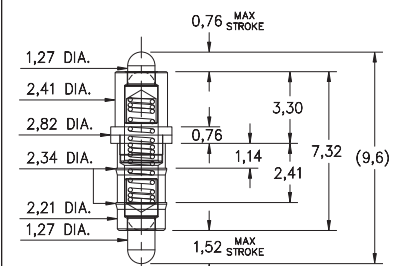
Double action, 2,29 Max. combined stroke
Mount between parallel circuit boards



0881

0881-2-15-20-82-14-11-0

Double action, 2,29 Max. combined stroke
Mount between parallel circuit boards



Material Specifications:

Sleeve & Plunger Material: Copper Alloy
Spring Material: Stainless Steel 302
Sleeve & Plunger Finish: 0,5µm Gold over Nickel
Spring Finish: 0,25µm Gold over Nickel
Dimensions: Millimeters
Tolerances On: Lengths: ± 0,15
Diameters: ± 0,051
Angles: ± 2°



Mechanical & Electrical Specifications:

Durability: Up to 1,000,000 cycles
Rated Current (Free air):
Continuous 9 amps @ 10° C temperature rise
Contact Resistance: 20 mΩ max.
Environmental Specifications:
Operating temperature range:
-55/+125° C (discontinuous)

Springs are not interchangeable

Order Code: 08XX - X - XX - 20 - 8X - 14 - 11 - 0

Spring Number

Spring Number	Mid. Stroke	Max. Stroke	Force @ Mid. Stroke	Initial Force (Pre-Load)
82	1,14	2,29	120 g	25 g
83	1,14	2,29	120 g	25 g



SPRING-LOADED PINS

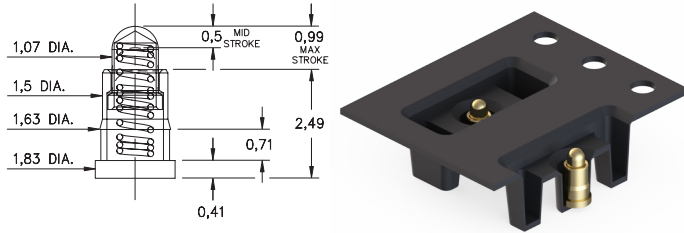
SPRING-LOADED PINS ON TAPE & REEL PACKAGING

0900-0

0900-0-57-20-76-14-11-0

Short stroke, Surface mount

16mm wide X 8mm pitch carrier tape: 2,000 parts per 330mm reel.

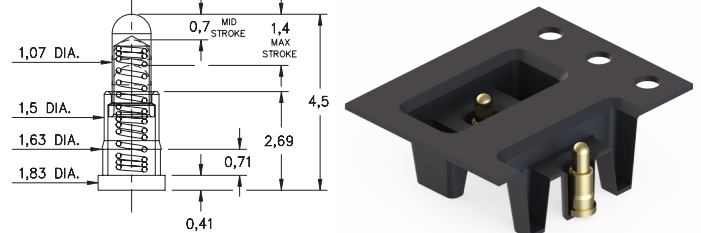


0900-1

0900-1-57-20-7X-14-11-0

Standard stroke, Surface mount

16mm wide X 8mm pitch carrier tape: 1,500 parts per 330mm reel.

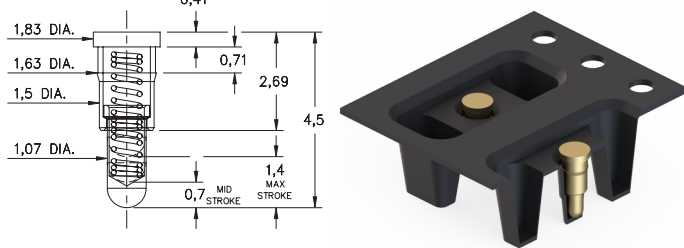


0900-1

0900-1-59-20-7X-14-11-0

Standard stroke, Surface mount

16mm wide X 8mm pitch carrier tape: 1,700 parts per 330mm reel.

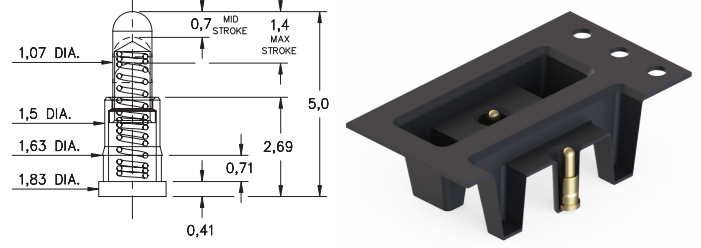


0900-2

0900-2-57-20-7X-14-11-0

Standard stroke, Surface mount

24mm wide X 8mm pitch carrier tape: 1,100 parts per 330mm reel.

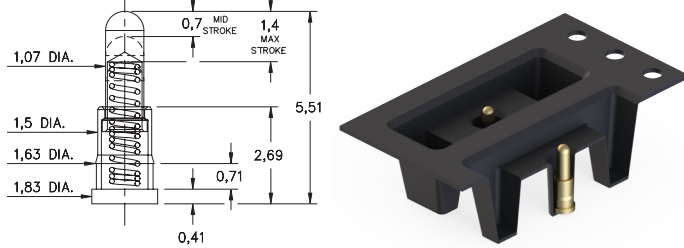


0900-3

0900-3-57-20-7X-14-11-0

Standard stroke, Surface mount

24mm wide X 8mm pitch carrier tape: 1,100 parts per 330mm reel.

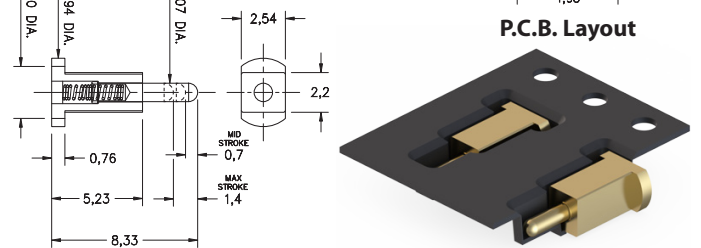


0967

0967-0-58-20-7X-14-11-0

Standard stroke, Horizontal surface mount.

16mm wide X 8mm pitch carrier tape: 2,800 parts per 330mm reel.



Material Specifications:

Sleeve & Plunger Material: Copper Alloy
Spring Material: Beryllium Copper
Sleeve & Plunger Finish: 0,5µm Gold over Nickel
Spring Finish: 0,25µm Gold over Nickel
Dimensions: Millimeters
Tolerances On: Lengths: ± 0,15
 Diameters: ± 0,051
 Angles: ± 2°



Mechanical & Electrical Specifications:

Durability: 1,000,000 cycles
Current Rating: 2A continuous, 3A peak
Contact Resistance: 20 mΩ max.
Environmental Specifications:
Operating temperature range: -55/+125°C
75, 76 Springs are NOT interchangeable
72, 75 Springs are interchangeable

Order Code: 09XX - X - 5X - 20 - 7X - 14 - 11 - 0

Spring Number

Spring Number	Mid. Stroke	Max. Stroke	Force @ Mid. Stroke	Initial Force (Pre-Load)
72	0,7	1,4	35 g	15 g
75	0,7	1,4	60 g	25 g
76	0,5	0,99	60 g	25 g



SPRING-LOADED PINS

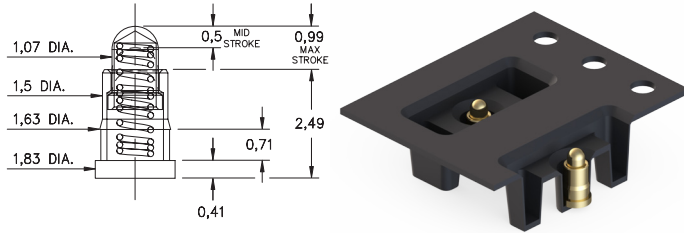
SPRING-LOADED PINS ON TAPE & REEL PACKAGING

0900-0

0900-0-57-20-76-14-11-0

Short stroke, Surface mount

16mm wide X 8mm pitch carrier tape: 2,000 parts per 330mm reel.

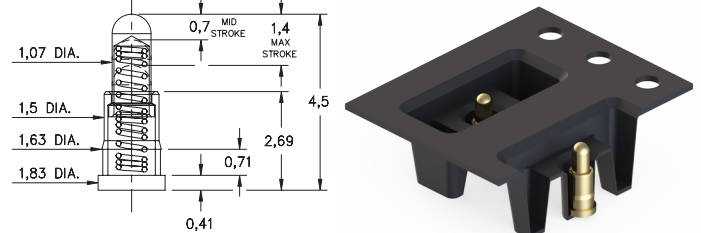


0900-1

0900-1-57-20-7X-14-11-0

Standard stroke, Surface mount

16mm wide X 8mm pitch carrier tape: 1,500 parts per 330mm reel.

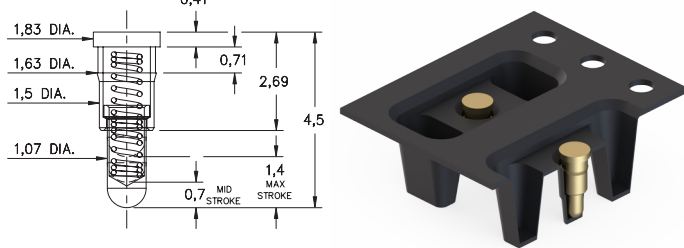


0900-1

0900-1-59-20-7X-14-11-0

Standard stroke, Surface mount

16mm wide X 8mm pitch carrier tape: 1,700 parts per 330mm reel.

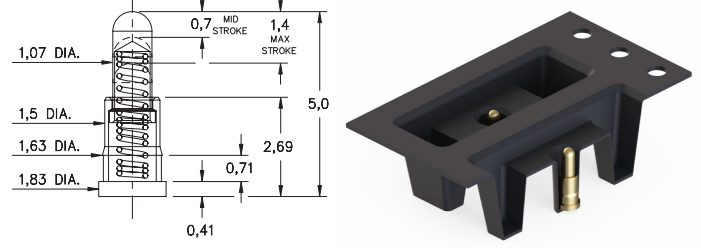


0900-2

0900-2-57-20-7X-14-11-0

Standard stroke, Surface mount

24mm wide X 8mm pitch carrier tape: 1,100 parts per 330mm reel.

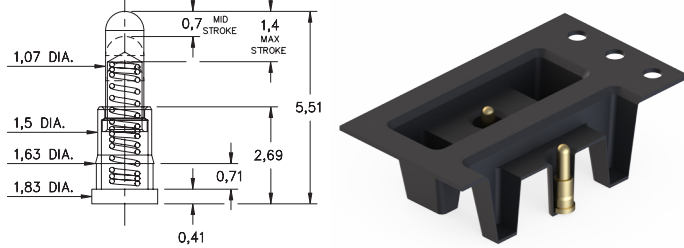


0900-3

0900-3-57-20-7X-14-11-0

Standard stroke, Surface mount

24mm wide X 8mm pitch carrier tape: 1,100 parts per 330mm reel.

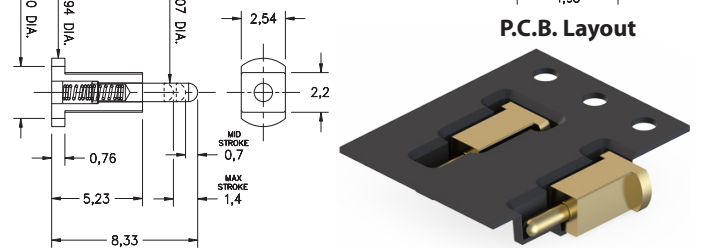


0967

0967-0-58-20-7X-14-11-0

Standard stroke, Horizontal surface mount.

16mm wide X 8mm pitch carrier tape: 2,800 parts per 330mm reel.



Material Specifications:

Sleeve & Plunger Material: Copper Alloy
Spring Material: Beryllium Copper
Sleeve & Plunger Finish: 0,5µm Gold over Nickel
Spring Finish: 0,25µm Gold over Nickel
Dimensions: Millimeters
Tolerances On: Lengths: ± 0,15
 Diameters: ± 0,051
 Angles: ± 2°



Mechanical & Electrical Specifications:

Durability: 1,000,000 cycles
Current Rating: 2A continuous, 3A peak
Contact Resistance: 20 mΩ max.
Environmental Specifications:
Operating temperature range: -55/+125°C
75, 76 Springs are NOT interchangeable
72, 75 Springs are interchangeable

Order Code: 09XX - X - 5X - 20 - 7X - 14 - 11 - 0

Spring Number

Spring Number	Mid. Stroke	Max. Stroke	Force @ Mid. Stroke	Initial Force (Pre-Load)
72	0,7	1,4	35 g	15 g
75	0,7	1,4	60 g	25 g
76	0,5	0,99	60 g	25 g




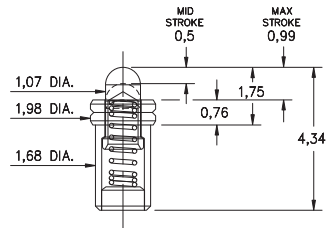
SPRING-LOADED PINS

SPRING-LOADED PINS ON TAPE & REEL PACKAGING

0921-0

0921-0-57-20-76-14-11-0

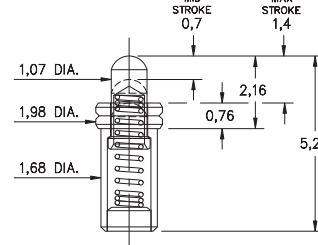
Ultra low profile, Short stroke. Solder mount in 1,78 min. mounting hole
24mm wide X 8mm pitch carrier tape: 1,700 parts per 330mm reel.



0921-1

0921-1-57-20-7X-14-11-0

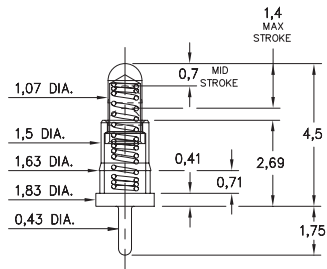
Low profile, Standard stroke. Solder mount in 1,78 min. mounting hole
24mm wide X 8mm pitch carrier tape: 1,500 parts per 330mm reel.



0906-1

0906-1-57-20-7X-14-11-0

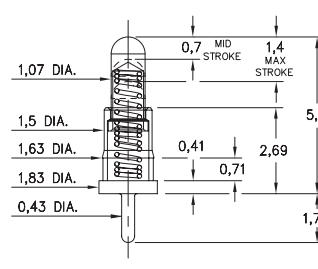
Standard stroke, Solder mount in .020 min mounting hole
24mm wide X 8mm pitch carrier tape: 1,200 parts per 330mm reel.



0906-2

0906-2-57-20-7X-14-11-0

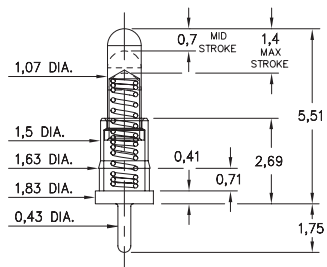
Standard stroke, Solder mount in .020 min mounting hole
24mm wide X 8mm pitch carrier tape: 1,200 parts per 330mm reel.



0906-3

0906-3-57-20-7X-14-11-0

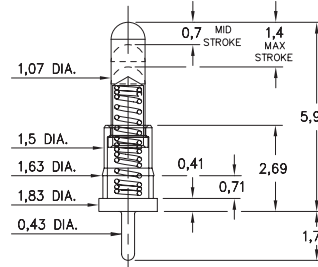
Standard stroke, Solder mount in .020 min mounting hole
24mm wide X 12mm pitch carrier tape: 600 parts per 330mm reel.



0906-4

0906-4-57-20-7X-14-11-0

Standard stroke, Solder mount in .020 min mounting hole
24mm wide X 12mm pitch carrier tape: 600 parts per 330mm reel.



Material Specifications:

Sleeve & Plunger Material: Copper Alloy
Spring Material: BeCu or Stainless Steel 302 *
Sleeve & Plunger Finish: 0,5µm Gold over Nickel
Spring Finish: 0,25µm Gold over Nickel
Dimensions: Millimeters
Tolerances On: Lengths: ± 0,15
 Diameters: ± 0,051
 Angles: ± 2°



Mechanical & Electrical Specifications:

Durability: Up to 1,000,000 cycles
Current Rating: 2A continuous, 3A peak
Contact Resistance: 20 mΩ max.

Environmental Specifications:

Operating temperature range:
 -55/+125° C (discontinuous)

75, 76 Springs are NOT interchangeable
72, 75 Springs are interchangeable

Order Code: 09XX - X - 57 - 20 - XX - 14 - 11 - 0

Spring Number

Spring Number	Mid. Stroke	Max. Stroke	Force @ Mid. Stroke	Initial Force (Pre-Load)
72	0,7	1,4	35 g	15 g
75	0,7	1,4	60 g	25 g
76	0,5	0,99	60 g	25 g
*80	0,3	0,61	115 g	25 g



SPRING-LOADED PINS

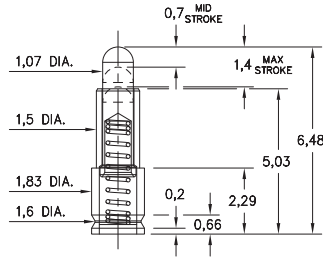
SPRING-LOADED PINS ON TAPE & REEL PACKAGING

0977 72 or 75

0977-0-57-20-7X-14-11-0

Standard stroke, Surface mount

24mm wide X 8mm pitch carrier tape: 1,100 parts per 330mm reel.

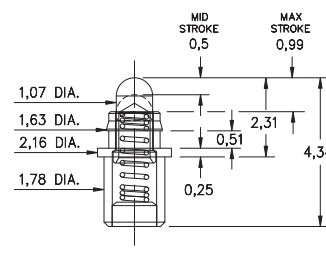


0926-0

0926-0-57-20-76-14-11-0

Low Profile, Short Stroke. Solder mount in 1,88 min. mounting hole:

16mm wide X 8mm pitch carrier tape: 1,700 parts per 330mm reel.

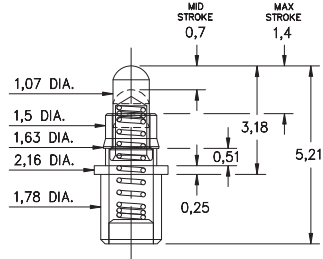


0926-1 72 or 75

0926-1-57-20-7X-14-11-0

Low profile, Standard stroke. Solder mount in 1,88 min. mounting hole

24mm wide X 8mm pitch carrier tape: 1,450 parts per 330mm reel.

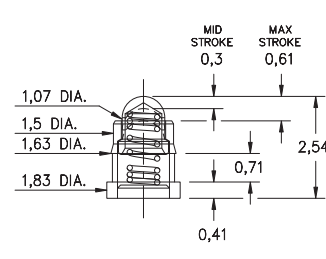


0965

0965-0-57-20-80-14-11-0

Ultra low profile, Surface mount, *Stainless steel spring

16mm wide X 8mm pitch carrier tape: 3,000 parts per 330mm reel.


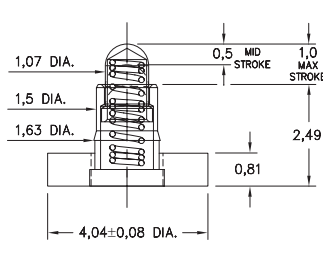


0990-0

0990-0-57-20-76-14-11-0

Short stroke, Surface mount, Large base

16mm wide X 8mm pitch carrier tape: 2,150 parts per 330mm reel.


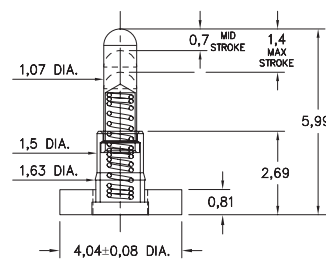


0990-4 72 or 75

0990-4-57-20-7X-14-11-0

Standard stroke, Surface mount, Large base

16mm wide X 12mm pitch carrier tape: 850 parts per 330mm reel.



Material Specifications:

Sleeve & Plunger Material: Copper Alloy
Spring Material: BeCu or Stainless Steel 302 *
Sleeve & Plunger Finish: 0,5µm Gold over Nickel
Spring Finish: 0,25µm Gold over Nickel
Dimensions: Millimeters
Tolerances On: Lengths: ± 0,15
 Diameters: ± 0,051
 Angles: ± 2°



Mechanical & Electrical Specifications:

Durability: Up to 1,000,000 cycles
Current Rating: 2A continuous, 3A peak
Contact Resistance: 20 mΩ max.
Environmental Specifications:
Operating temperature range:
 -55/+125° C (discontinuous)

75, 76, 80 Springs are NOT interchangeable
72, 75 Springs are interchangeable

Order Code: 09XX - X - 57 - 20 - XX - 14 - 11 - 0

Spring Number XX

Spring Number	Mid. Stroke	Max. Stroke	Force @ Mid. Stroke	Initial Force (Pre-Load)
72	0,7	1,4	35 g	15 g
75	0,7	1,4	60 g	25 g
76	0,5	0,99	60 g	25 g
*80	0,3	0,61	115 g	25 g




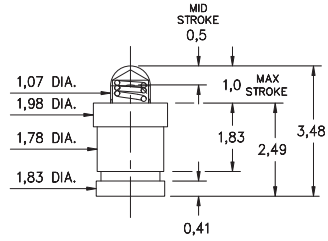
SPRING-LOADED PINS

SPRING-LOADED PINS ON TAPE & REEL PACKAGING

0910-0

0910-0-57-20-76-14-11-0


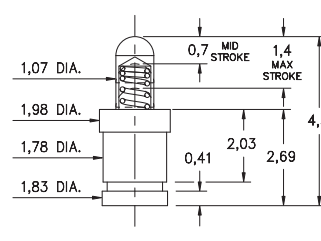
Short stroke, Surface mount
16mm wide X 8mm pitch carrier tape: 2,000 parts per 330mm reel.



0910-1

0910-1-57-20-7X-14-11-0

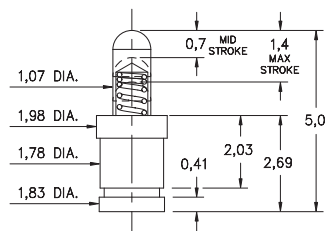
Standard stroke, Surface mount
16mm wide X 8mm pitch carrier tape: 1,500 parts per 330mm reel.



0910-2

0910-2-57-20-7X-14-11-0

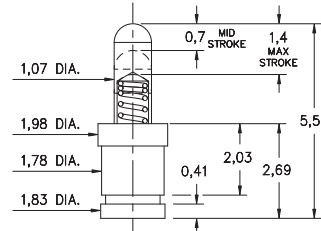
Standard stroke, Surface mount
24mm wide X 8mm pitch carrier tape: 1,100 parts per 330mm reel.



0910-3

0910-3-57-20-7X-14-11-0

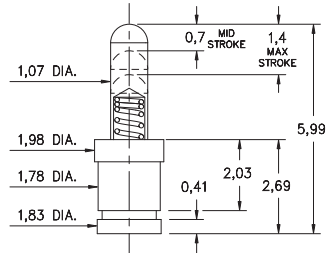
Standard stroke, Surface mount
24mm wide X 8mm pitch carrier tape: 1,100 parts per 330mm reel.



0910-4

0910-4-57-20-7X-14-11-0

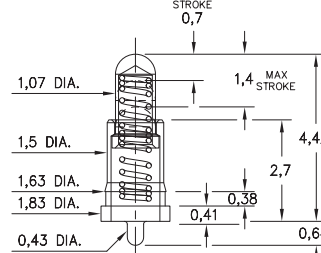
Standard stroke, Surface mount
24mm wide X 8mm pitch carrier tape: 1,100 parts per 330mm reel.



0930

0930-0-57-20-7X-14-11-0

Standard stroke, Solder mount in 0,51 min. mounting hole
24mm wide X 8mm pitch carrier tape: 1,500 parts per 330mm reel.



Material Specifications:

Sleeve & Plunger Material: Copper Alloy
Spring Material: Beryllium Copper
Sleeve & Plunger Finish: 0,5µm Gold over Nickel
Spring Finish: 0,25µm Gold over Nickel
Dimensions: Millimeters
Tolerances On: Lengths: ± 0,15
Diameters: ± 0,051
Angles: ± 2°



Mechanical & Electrical Specifications:

Durability: 1,000,000 cycles
Current Rating: 2A continuous, 3A peak
Contact Resistance: 20 mΩ max.
Environmental Specifications:
Operating temperature range: -55/+125°C
75, 76 Springs are NOT interchangeable
72, 75 Springs are interchangeable

Order Code: 09XX - X - 57 - 20 - 7X - 14 - 11 - 0

Spring Number

Spring Number	Mid. Stroke	Max. Stroke	Force @ Mid. Stroke	Initial Force (Pre-Load)
72	0,7	1,4	35 g	15 g
75	0,7	1,4	60 g	25 g
76	0,5	0,99	60 g	25 g




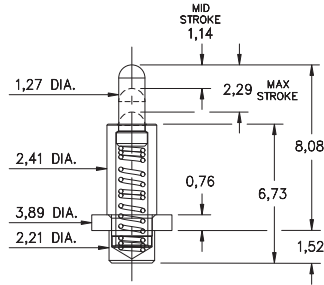
SPRING-LOADED PINS

SPRING-LOADED PINS ON TAPE & REEL PACKAGING

0851

0851-0-57-20-82-14-11-0


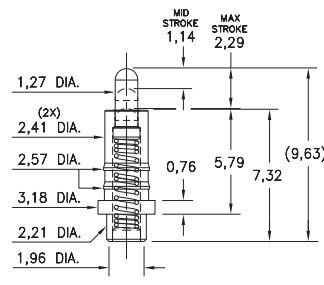
Solder Mount in 2,29 min. mounting hole or Surface Mount, 2,21 Ø minimum pad
24mm wide X 12mm pitch carrier tape: 540 parts per 330mm reel.



0873

0873-0-57-20-82-14-11-0


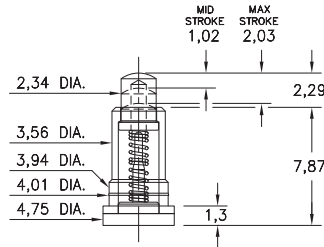
Solder Mount in 2,29 min. mounting hole or Surface Mount, 2,21 Ø minimum pad
24mm wide X 12mm pitch carrier tape: 500 parts per 330mm reel.



0871

0871-0-57-20-82-14-11-0


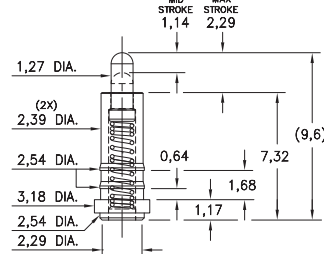
Long stroke, Surface mount *Force @ Mid. Stroke 100g
24mm wide X 16mm pitch carrier tape: 330 parts per 330mm reel.



0859

0859-0-57-20-82-14-11-0


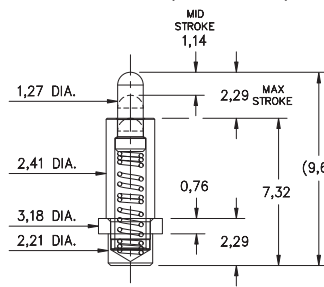
Power spring pin, Surface Mount, 2,54 Ø suggested pad size
24mm wide X 12mm pitch carrier tape: 500 parts per 330mm reel.



0853

0853-0-57-20-82-14-11-0

Solder Mount in 2,29 min. mounting hole or Surface Mount, 2,21 Ø minimum pad
24mm wide X 12mm pitch carrier tape: 500 parts per 330mm reel



Material Specifications:

Sleeve & Plunger Material: Copper Alloy
Spring Material: Stainless Steel 302
Sleeve & Plunger Finish: 0,5µm Gold over Nickel
Spring Finish: 0,25µm Gold over Nickel
Dimensions: Millimeters
Tolerances On: Lengths: ± 0,15
 Diameters: ± 0,051
 Angles: ± 2°



Mechanical & Electrical Specifications:

Durability: Up to 1,000,000 cycles
Rated Current (Free air):
 Continuous 9 amps @ 10° C temperature rise
Contact Resistance: 20 mΩ max.
Environmental Specifications:
Operating temperature range:
 -55/+125° C (discontinuous)

Order Code: 08XX - 0 - 5X - 20 - 8X - 14 - 11 - 0

Spring Number

Spring Number	Mid. Stroke	Max. Stroke	Force @ Mid. Stroke	Initial Force (Pre-Load)
82	1,14	2,29	120 g	25 g




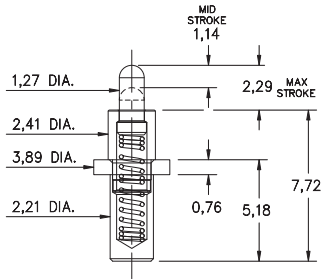
SPRING-LOADED PINS

SPRING-LOADED PINS ON TAPE & REEL PACKAGING

0850

0850-0-57-20-83-14-11-0


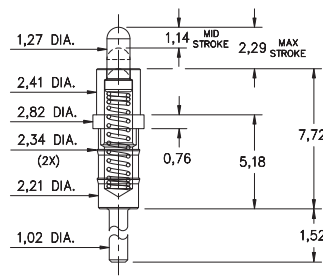
Power spring pin, Solder Mount in 2,29 min. mounting hole
32mm wide X 12mm pitch carrier tape: 500 parts per 330mm reel.



0852

0852-0-57-20-83-14-11-0

Power spring pin, Solder Mount in 1,14 min. mounting hole
44mm wide X 12mm pitch carrier tape: 425 parts per 330mm reel



Material Specifications:

Sleeve & Plunger Material: Copper Alloy
Spring Material: Stainless Steel 302
Sleeve & Plunger Finish: 0,5µm Gold over Nickel
Spring Finish: 0,25µm Gold over Nickel
Dimensions: Millimeters
Tolerances On: Lengths: ± 0,15
 Diameters: ± 0,051
 Angles: ± 2°



Mechanical & Electrical Specifications:

Durability: Up to 1,000,000 cycles
Rated Current (Free air):
 Continuous 9 amps @ 10° C temperature rise
Contact Resistance: 20 mΩ max.
Environmental Specifications:
Operating temperature range:
 -55/+125° C (discontinuous)

Order Code: 0XXX - 0 - 57 - 20 - 8X - 14 - 11 - 0

Spring Number 8

Spring Number	Mid. Stroke	Max. Stroke	Force @ Mid. Stroke	Initial Force (Pre-Load)
83	1,5	3,0	85 g	25 g



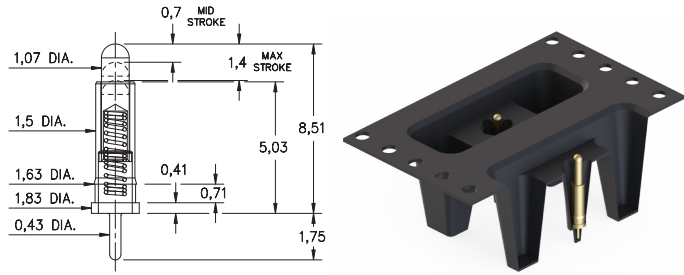
SPRING-LOADED PINS

SPRING-LOADED PINS ON TAPE & REEL PACKAGING

0908-4

0908-4-57-20-72-14-11-0

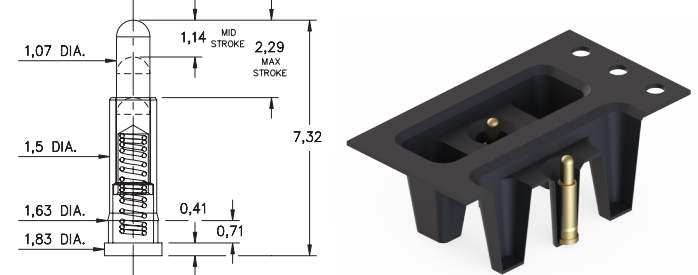
Standard stroke, Solder mount in 0,51 min. mounting hole
32mm wide X 12mm pitch carrier tape: 450 parts per 330mm reel.



0913-0

0913-0-57-20-77-14-11-0

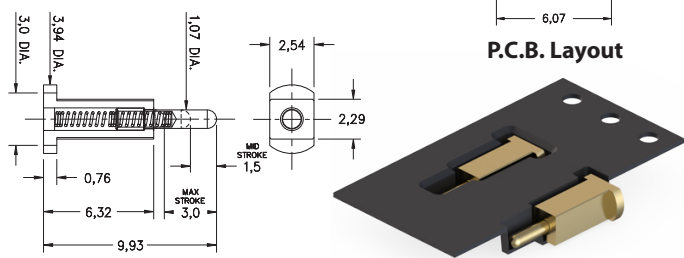
Long stroke, Surface mount, Mid profile
24mm wide X 8mm pitch carrier tape: 1,000 parts per 330mm reel.



0987

0987-0-58-20-89-14-11-0

Long stroke, Horizontal surface mount. 24mm wide
X 8mm pitch carrier tape: 2,800 parts per 330mm reel.



Material Specifications:

Sleeve & Plunger Material: Copper Alloy
Spring Material: BeCu or Stainless Steel 302 *
Sleeve & Plunger Finish: 0,5µm Gold over Nickel
Spring Finish: 0,25µm Gold over Nickel
Dimensions: Inches
Tolerances On: Lengths: ± 0,15
Diameters: ± 0,051
Angles: ± 2°



Mechanical & Electrical Specifications:

Durability: 1,000,000 cycles
Current Rating: 2A continuous, 3A peak
Contact Resistance: 20 mΩ max.
Environmental Specifications:
Operating temperature range: -55/+125° C

72, 77, 89 Springs are not interchangeable

Order Code: 0XXX - 0 - 57 - 20 - **XX** - 14 - 11 - 0

Spring Number

Spring Number	Mid. Stroke	Max. Stroke	Force @ Mid. Stroke	Initial Force (Pre-Load)
72	0,7	1,4	35 g	15 g
77	1,14	2,29	60 g	25 g
*89	1,5	3,0	85 g	25 g

