

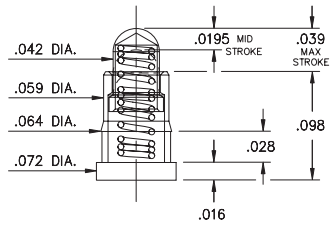
SPRING-LOADED PINS

DISCRETE SPRING-LOADED CONTACTS • SURFACE MOUNT

0900-0

0900-0-15-20-76-14-11-0

"Legacy P/N 0900-0-00-00-00-00-11-0"
Short stroke, Surface mount. Also available
on 16mm wide carrier tape: 2,000 parts 13"
reel. See page 28.2 for Tape & Reel details

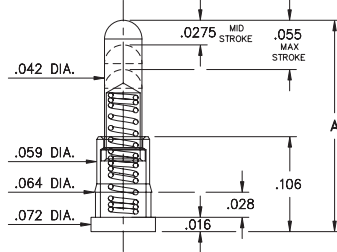


0900-1 → 4,8

72 or 75

0900-X-15-20-7X-14-11-0

Standard stroke, Surface mount. Also available on 16mm
wide carrier tape: 1,700 parts per 13" reel (0900-1) or
24mm wide carrier tape: 1,100 parts per 13" reel (0900-2)
and (0900-3). See page 28.2 for Tape & Reel details



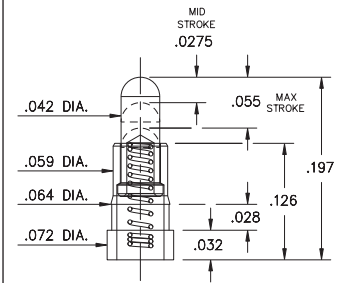
Basic Part Number	Length A
0900-1	.177
0900-2	.197
0900-3	.217
0900-4	.236
*0900-8	.155

*0900-8 has a .0195 Mid Stroke & .039 Max. Stroke
Order as:
0900-8-15-20-76-14-11-0
"Legacy Part Number"
0900-X-00-00-00-00-11-0

0934

0934-0-15-20-74-14-26-0

Standard stroke, Surface mount

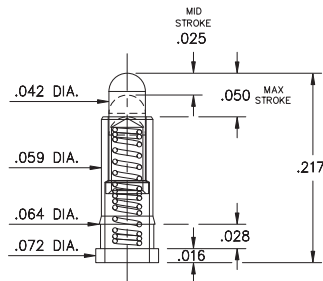


0936

72 or 75

0936-0-15-20-7X-14-11-0

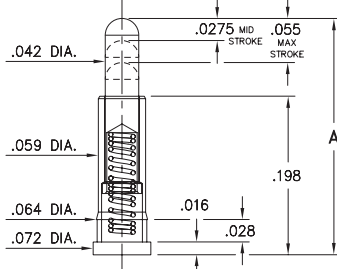
Standard stroke, Surface mount



0907-0 → 9

0907-X-15-20-75-14-11-0

Standard stroke, Surface mount, Mid profile
Also available with insulated sleeve, see page 19.4

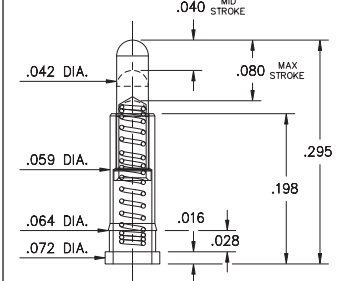


Basic Part Number	Length A
0907-0	.255
0907-1	.275
0907-2	.295
0907-3	.315
0907-4	.335
0907-5	.350
0907-6	.370
0907-7	.390
0907-8	.410
0907-9	.430

0928

0928-0-15-20-77-14-11-0

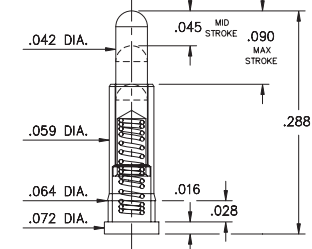
Long stroke, Surface mount



0913-0

0913-0-15-20-77-14-11-0

Long stroke, Surface mount, Mid profile
Also available on 24mm wide carrier tape:
1,000 parts 13" reel.
See page 28.8 for Tape & Reel details

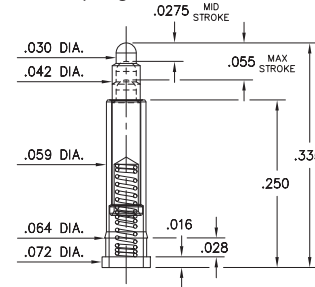


0925

72 or 75

0925-0-15-20-7X-14-11-0

Standard stroke, Surface mount
Reduced plunger

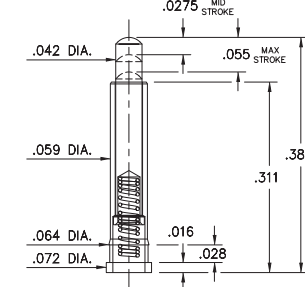


0927

72 or 75

0927-0-15-20-7X-14-11-0

Standard stroke, Surface mount, Mid profile

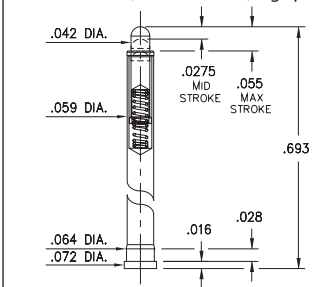


0905

72 or 75

0905-0-15-20-7X-14-11-0

"Legacy P/N 0905-0-00-00-00-00-11-0"
Standard stroke, Surface mount, High profile



Material Specifications:

Sleeve & Plunger Material: Copper Alloy
Spring Material: Beryllium Copper
Sleeve & Plunger Finish: 20 μ" Gold over Nickel
Spring Finish: 10 μ" Gold over Nickel
Dimensions: Inches
Tolerances On: Lengths: ± .006
Diameters: ± .002
Angles: ± 2°



Mechanical & Electrical Specifications:

Durability: Up to 1,000,000 cycles
Current Rating: 2A continuous, 3A peak
Contact Resistance: 20 mΩ max.

Environmental Specifications:

Operating temperature range:
-55/+125° C (discontinuous)

74, 75, 76, 77 Springs are not interchangeable

Order Code: 09XX - X - 15 - 20 - 7X - 14 - XX - 0

Spring Number

Spring Number	Mid. Stroke	Max. Stroke	Force @ Mid. Stroke	Initial Force (Pre-Load)
72	.0275	.055	35 g	15 g
74	.0275	.055	50 g	15 g
75	.0275	.055	60 g	25 g
76	.0195	.039	60 g	25 g
77	.045	.090	60 g	25 g



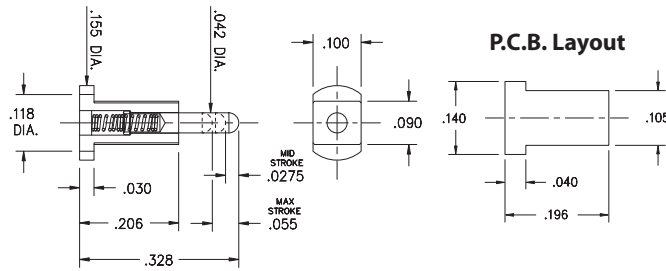
SPRING-LOADED PINS

DISCRETE SPRING-LOADED CONTACTS

0967

0967-0-15-20-7X-14-11-0

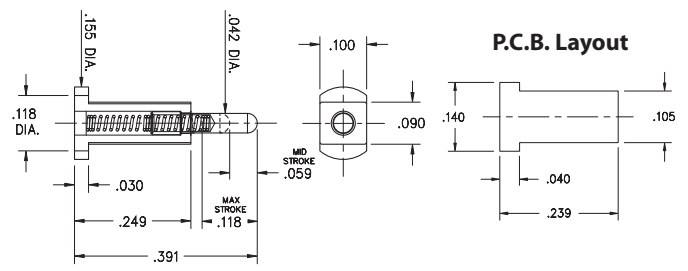
Standard stroke, Horizontal surface mount
Also available on 16mm wide carrier tape: 2,800 parts per 13" reel
See page 28.2 for Tape & Reel details



0987

0987-0-15-20-89-14-11-0

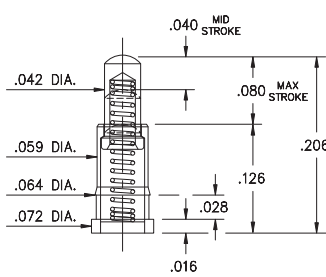
Long stroke, Horizontal surface mount
Also available on 24mm wide carrier tape: 2,800 parts per 13" reel
* Stainless steel spring. See page 28.8 for Tape & Reel details



0964

0964-0-15-20-85-14-11-0

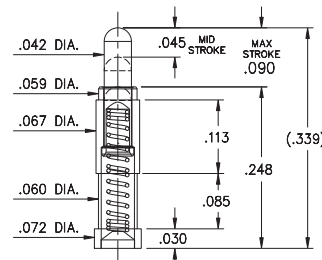
Long stroke, Surface mount, Mid profile
* Stainless steel spring



7966-0

7966-0-15-20-77-14-11-0

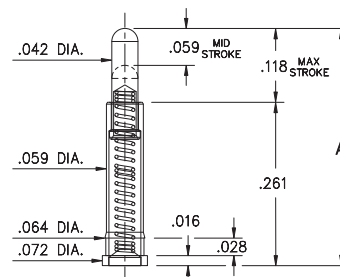
Long stroke, Surface mount. Also available in HSMT connector series: 1,450 parts per 13" reel. Order as: 810-22-0XX-40-005191



0919-X

0919-X-15-20-89-14-11-0

3mm (.118") Long stroke, Surface mount
* Stainless steel spring

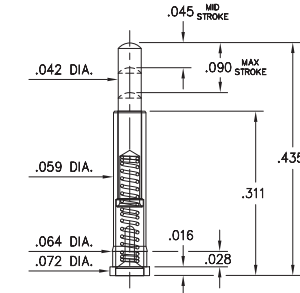


Basic Part Number	Length A
0919-0	.379
0919-2	.419

0937

0937-0-15-20-77-14-11-0

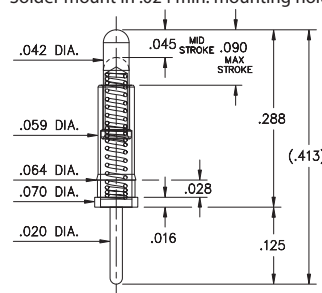
Long stroke, Surface mount



7913

7913-0-15-20-77-14-11-0

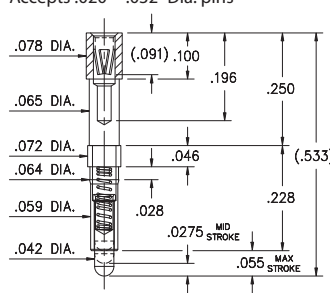
Long stroke
Solder mount in .024 min. mounting hole



0959

0959-0-54-20-7X-14-11-0

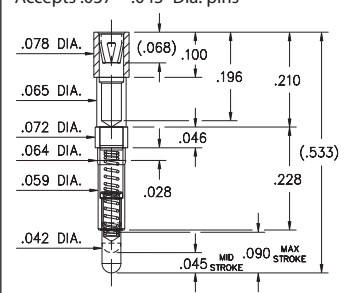
Receptacle spring pin, Standard stroke
Accepts .020" - .032" Dia. pins



7928

7928-0-54-20-77-14-11-0

Receptacle spring pin, Long stroke
Accepts .037" - .043" Dia. pins



Material Specifications:

Sleeve & Plunger Material: Copper Alloy
Spring Material: BeCu or Stainless Steel 302 *
Sleeve & Plunger Finish: 20 μ" Gold over Nickel
Spring Finish: 10 μ" Gold over Nickel
Dimensions: Inches
Tolerances On: Lengths: ±.006
Diameters: ±.002
Angles: ± 2°



Mechanical & Electrical Specifications:

Durability: 1,000,000 cycles
Current Rating: 2A continuous, 3A peak
Contact Resistance: 20 mΩ max.
Environmental Specifications:
Operating temperature range: -55/+125° C

75, 77, 85, 89 Springs are not interchangeable

Order Code: X9XX - X - 15 - 20 - XX - 14 - 11 - 0

Spring Number

Spring Number	Mid. Stroke	Max. Stroke	Force @ Mid. Stroke	Initial Force (Pre-Load)
72	.0275	.055	35 g	15 g
75	.0275	.055	60 g	25 g
77	.045	.090	60 g	25 g
* 85	.040	.080	90 g	25 g
* 89	.059	.118	100 g	25 g

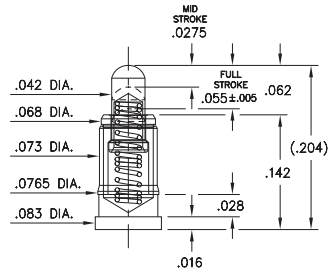


SPRING-LOADED PINS

DISCRETE SPRING-LOADED CONTACTS

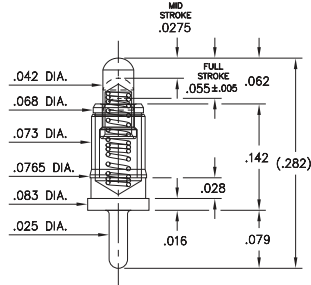
0981

0981-0-15-20-75-14-11-0
Standard stroke, Surface mount



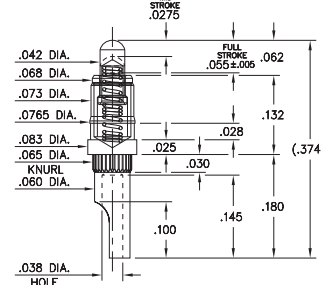
7982

7982-1-15-20-75-14-11-0
Standard stroke
Solder mount in .029 min. mounting hole



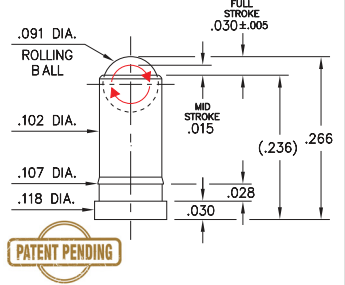
7983

7983-1-15-20-75-14-11-0
Standard stroke, Knurl Press-fit in .062 mounting hole. Accepts wire sizes up to 22 AWG



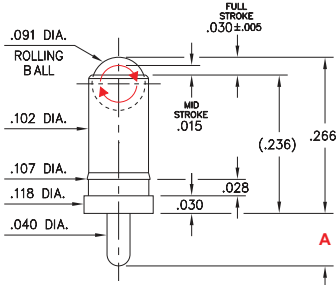
0945

0945-0-15-20-09-14-11-0
Omniball™, Surface mount
For lateral, sliding & rolling contact applications



7945

7945-X-15-20-09-14-11-0
Omniball™, For lateral, sliding & rolling contact applications
Solder mount in .044 min. mounting hole

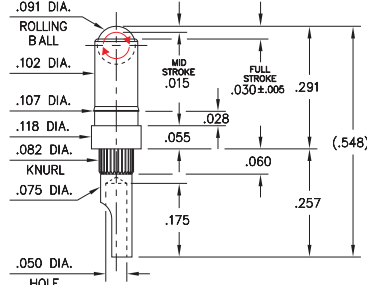


PATENT PENDING

Basic Part Number	Length A
7945-1	.0787
7945-2	.1181

7949

7949-0-15-20-09-14-11-0
Omniball™, For lateral, sliding & rolling contact applications
Knurl Press-fit in .079 mounting hole. Accepts wire sizes up to 20 AWG



PATENT PENDING

Material Specifications:

Sleeve & Plunger Material: Copper Alloy
Spring Material: Beryllium Copper
Sleeve & Plunger Finish: 20 μ" Gold over Nickel
Spring Finish: 10 μ" Gold over Nickel
Dimensions: Inches
Tolerances On: Lengths: ± .006
Diameters: ± .002
Angles: ± 2°



Mechanical & Electrical Specifications:

Durability: Up to 1,000,000 cycles
Current Rating: 2A continuous, 3A peak,
(09 spring): 3.5A continuous, 5A peak
Contact Resistance: 20 mΩ max.

Environmental Specifications:

Operating temperature range:
-55/+125°C (discontinuous)

09, 75 Springs are not interchangeable

Order Code: XXXX - 0 - 15 - 20 - **XX** - 14 - 11 - 0

Spring Number

Spring Number	Mid. Stroke	Max. Stroke	Force @ Mid. Stroke	Initial Force (Pre-Load)
* 09	.015	.030	55 g	30 g
75	.0275	.055	60 g	25 g



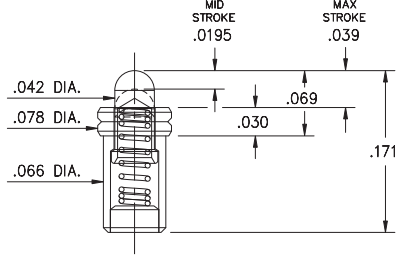
SPRING-LOADED PINS

DISCRETE SPRING-LOADED CONTACTS

0921-0

0921-0-15-20-76-14-11-0

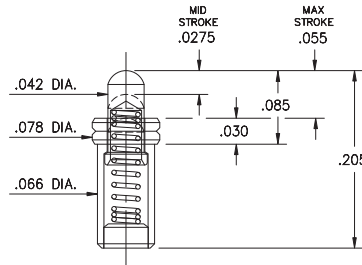
Ultra low profile, Short stroke. Solder mount in .070 min. mounting hole
Also available on 24mm wide carrier tape: 1,700 parts per 13" reel
See page 28.3 for Tape & Reel details



0921-1

0921-1-15-20-7X-14-11-0

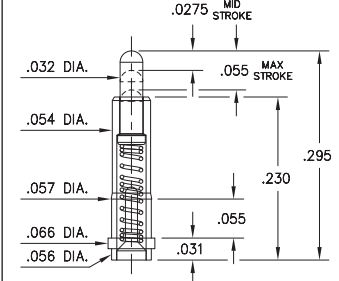
Low profile, Standard stroke. Solder mount in .070 min. mounting hole
Also available on 24mm wide carrier tape: 1,500 parts per 13" reel
See page 28.3 for Tape & Reel details



0911

0911-0-15-20-86-14-11-0

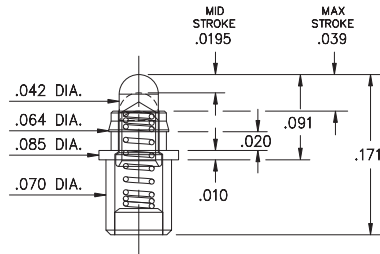
Standard stroke, Surface mount
*Stainless steel spring



0926-0

0926-0-15-20-76-14-11-0

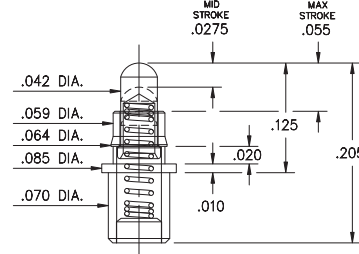
Low profile, Short stroke. Solder mount in .074 min. mounting hole
Also available on 16mm wide carrier tape: 1,700 parts per 13" reel
See page 28.4 for Tape & Reel details



0926-1

0926-1-15-20-7X-14-11-0

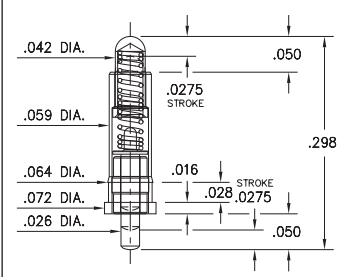
Low profile, Standard stroke. Solder mount in .074 min. mounting hole
Also available on 24mm wide carrier tape: 1,450 parts per 13" reel
See page 28.4 for Tape & Reel details



0980

0980-0-15-20-7X-14-11-0

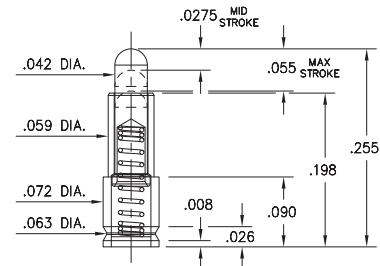
Double action, .055 Combined stroke
Mount between parallel circuit boards



0977

0977-0-15-20-7X-14-11-0

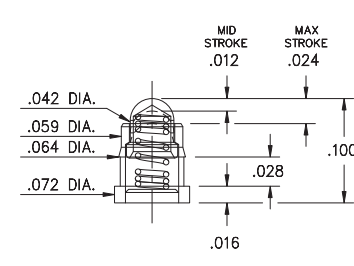
Standard stroke, Surface mount
Also available on 24mm wide carrier tape: 1,100 parts per 13" reel
See page 28.4 for Tape & Reel details



0965

0965-0-15-20-80-14-11-0

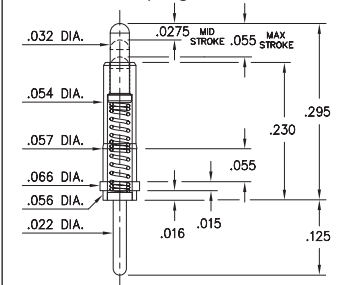
Ultra low profile, Surface mount, *Stainless steel spring
Also available on 16mm wide carrier tape: 3,000 parts per 13" reel
See page 28.4 for Tape & Reel details



7911

7911-0-15-20-86-14-11-0

Standard stroke, suitable for 2mm spacing
*Stainless steel spring



Material Specifications:

Sleeve & Plunger Material: Copper Alloy
Spring Material: BeCu or Stainless Steel 302 *
Sleeve & Plunger Finish: 20 μ" Gold over Nickel
Spring Finish: 10 μ" Gold over Nickel
Dimensions: Inches
Tolerances On: Lengths: ± .006
Diameters: ± .002
Angles: ± 2°



Mechanical & Electrical Specifications:

Durability: Up to 1,000,000 cycles
Current Rating: 2A continuous, 3A peak
Contact Resistance: 20 mΩ max.
Environmental Specifications:
Operating temperature range:
-55/+125° C (discontinuous)

75, 76, 80, 86 Springs are not interchangeable

Order Code: 09XX - X - 15 - 20 - XX - 14 - 11 - 0

Spring Number

Spring Number	Mid. Stroke	Max. Stroke	Force @ Mid. Stroke	Initial Force (Pre-Load)
72	.0275	.055	35 g	15 g
75	.0275	.055	60 g	25 g
76	.0195	.039	60 g	25 g
* 80	.012	.024	115 g	25 g
* 86	.0275	.055	100 g	25 g



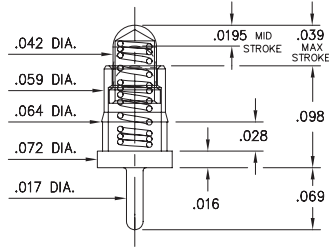
SPRING-LOADED PINS

DISCRETE SPRING-LOADED CONTACTS • THROUGH-HOLE MOUNT

0906-0

0906-0-15-20-76-14-11-0

Short stroke, Solder mount in .020 min. mounting hole. Also available with insulated sleeve, see page 19.5

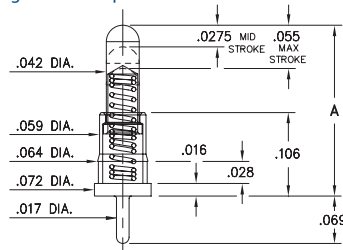


0906-1 → 4,8

72 or 75

0906-X-15-20-7X-14-11-0

Standard stroke, Solder mount in .020 min. mounting hole. Also available on 24mm wide carrier tape: 0906-1 & 0906-2 1,200 parts per reel. 0906-3 & 0906-4 600 parts per reel. See page 28.3 for Tape & Reel details



Basic Part Number	Length A
0906-1	.177
0906-2	.197
0906-3	.217
0906-4	.236
*0906-8	.155

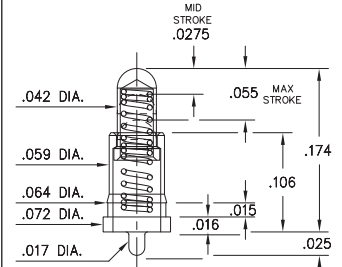
*0906-8 has a .0195 Mid. Stroke & .039 Max. Stroke

Also available with insulated sleeve, See page 19.5

0930

0930-0-15-20-7X-14-11-0

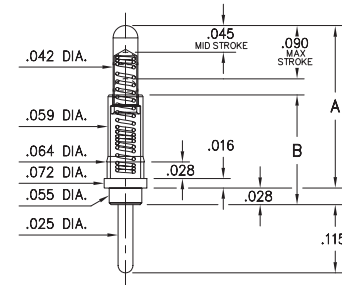
Solder mount in .020 min. mounting hole. Also available on carrier tape: 1,500 parts per 13" reel. See page 28.5 for Tape & Reel details



0914

0914-X-15-20-77-14-11-0

Long stroke Solder mount in .029 min. mounting hole



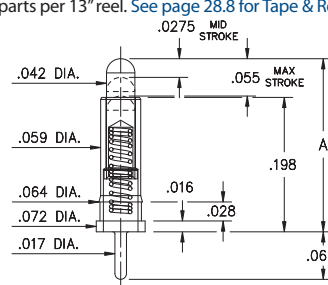
Basic Part Number	Length A	Length B
0914-0	.274	.185
0914-1	.304	.242
0914-2	.334	.272
0914-3	.364	.302

0908-0 → 9

72 or 75

0908-X-15-20-7X-14-11-0

Standard stroke, Solder mount in .020 min. mounting hole. ONLY 0908-4 currently available on 12mm wide carrier tape: 450 parts per 13" reel. See page 28.8 for Tape & Reel details

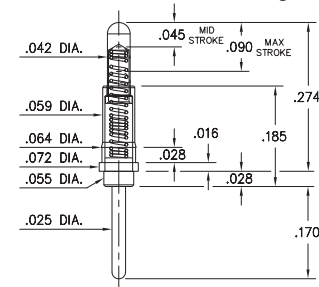


Basic Part Number	Length A
0908-0	.255
0908-1	.275
0908-2	.295
0908-3	.315
0908-4	.335
0908-5	.350
0908-6	.370
0908-7	.390
0908-8	.410
0908-9	.430

0932

0932-0-15-20-77-14-11-0

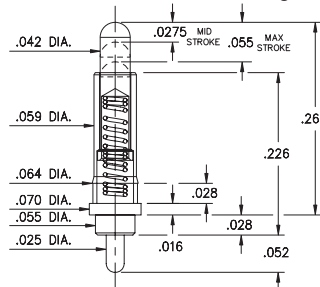
Long stroke Solder mount in .029 min. mounting hole



0901

0901-0-15-20-7X-14-11-0

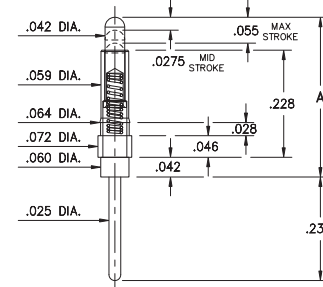
"Legacy P/N 0901-0-00-00-00-00-11-0" Solder mount in .029 min. mounting hole



0929

0929-X-15-20-7X-14-11-0

Standard stroke Solder mount in .029 min. mounting hole



Basic Part Number	Length A
0929-0	.340
0929-7	.480

Material Specifications:

Sleeve & Plunger Material: Copper Alloy
Spring Material: Beryllium Copper
Sleeve & Plunger Finish: 20 μ" Gold over Nickel
Spring Finish: 10 μ" Gold over Nickel
Dimensions: Inches
Tolerances On: Lengths: ± .006
 Diameters: ± .002
 Angles: ± 2°



Mechanical & Electrical Specifications:

Durability: Up to 1,000,000 cycles
Current Rating: 2A continuous, 3A peak
Contact Resistance: 20 mΩ max.
Environmental Specifications:
Operating temperature range:
 -55/+125° C (discontinuous)

75, 76, 77 Springs are not interchangeable

Order Code: 09XX - X - 15 - 20 - 7X - 14 - 11 - 0

Spring Number

Spring Number	Mid. Stroke	Max. Stroke	Force @ Mid. Stroke	Initial Force (Pre-Load)
72	.0275	.055	35 g	15 g
75	.0275	.055	60 g	25 g
76	.0195	.039	60 g	25 g
77	.045	.090	60 g	25 g



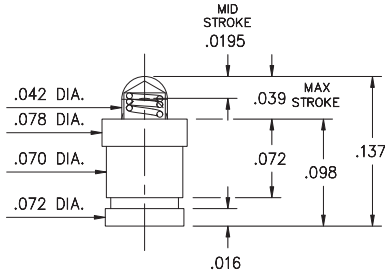
SPRING-LOADED PINS

DISCRETE SPRING-LOADED CONTACTS • SURFACE MOUNT

0910-0

0910-0-57-20-76-14-11-0

Short stroke, Surface mount
Packaged on 16mm wide carrier tape: 2,000 parts per 13" reel
See page 28.5 for Tape & Reel details

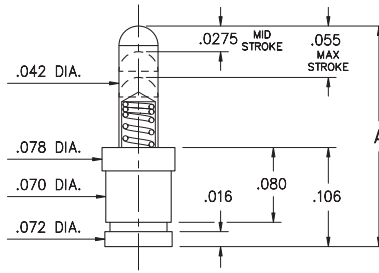


0910-1↔4

72 or 75

0910-X-57-20-7X-14-11-0

Standard stroke, Surface mount
Packaged on carrier tape. See chart for tape width & qty. per reel
See page 28.5 for Tape & Reel details



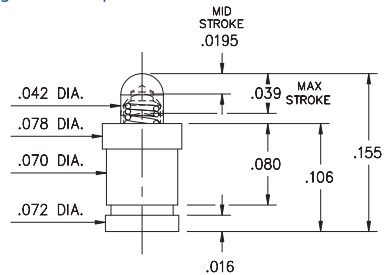
Basic Part Number	Length A
0910-1	.177
0910-2	.197
0910-3	.217
0910-4	.236

Basic Part Number	Tape Width	Quantity per Reel
0910-1	16mm	1,500
0910-2	24mm	1,100
0910-3	24mm	1,100
0910-4	24mm	1,100

0910-8

0910-8-57-20-76-14-11-0

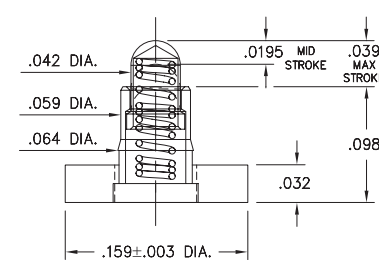
Short stroke, Surface mount
Packaged on 16mm wide carrier tape: 1,800 parts per 13" reel
See page 28.5 for Tape & Reel details



0990-0

0990-0-50-20-76-14-11-0

Short stroke, Surface mount, Large base
Also available on 16mm wide carrier tape: 2,150 parts per 13" reel
See page 28.4 for Tape & Reel details

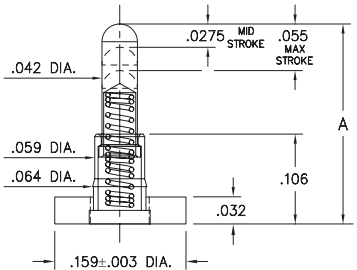


0990-1↔4

72 or 75

0990-X-50-20-7X-14-11-0

Standard stroke, Surface mount, Large base
Also available on 16mm wide carrier tape: 850 parts per 13" reel
ONLY 0990-4 currently available. See page 28.4 for Tape & Reel details



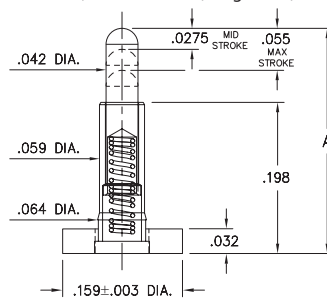
Basic Part Number	Length A
0990-1	.177
0990-2	.197
0990-3	.217
0990-4	.236

0997-0↔9

72 or 75

0997-X-50-20-7X-14-11-0

Standard stroke, Surface mount, Large base, Mid profile



Basic Part Number	Length A
0997-0	.255
0997-1	.275
0997-2	.295
0997-3	.315
0997-4	.335
0997-5	.350
0997-6	.370
0997-7	.390
0997-8	.410
0997-9	.430

Material Specifications:

Sleeve & Plunger Material: Copper Alloy
Spring Material: Beryllium Copper
Sleeve & Plunger Finish: 20 μ" Gold over Nickel
Spring Finish: 10 μ" Gold over Nickel
Dimensions: Inches
Tolerances On: Lengths: ± .006
Diameters: ± .002
Angles: ± 2°



Mechanical & Electrical Specifications:

Durability: Up to 1,000,000 cycles
Current Rating: 2A continuous, 3A peak
Contact Resistance: 20 mΩ max.
Environmental Specifications:
Operating temperature range: -55/+125° C (discontinuous)

75, 76 Springs are not interchangeable

Order Code: XXXX - X - XX - 20 - **XX** - 14 - 11 - 0

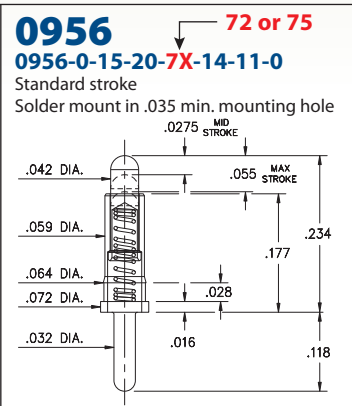
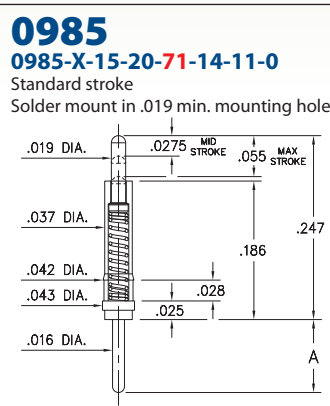
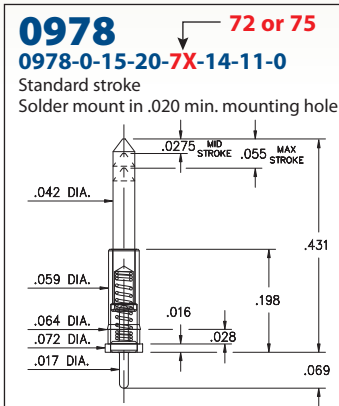
Spring Number

Spring Number	Mid. Stroke	Max. Stroke	Force @ Mid. Stroke	Initial Force (Pre-Load)
72	.0275	.055	35 g	15 g
75	.0275	.055	60 g	25 g
76	.0195	.039	60 g	25 g



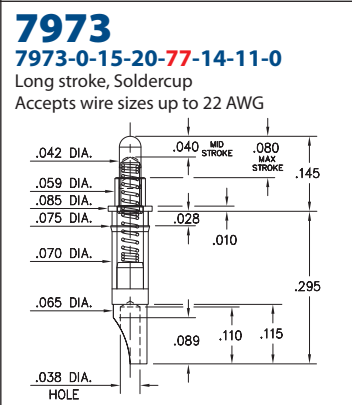
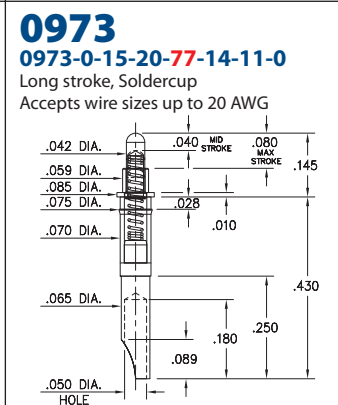
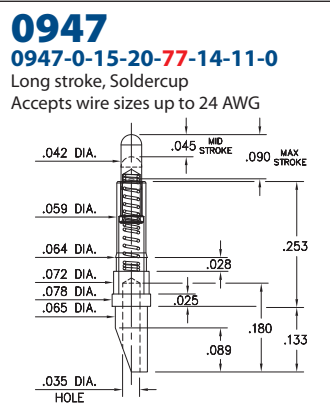
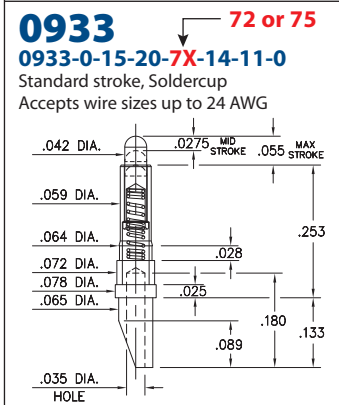
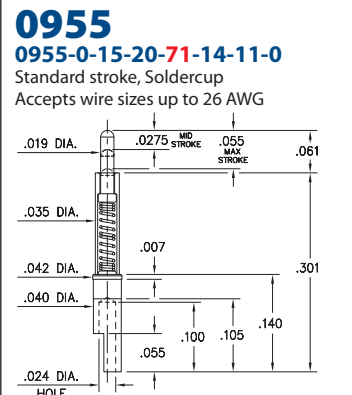

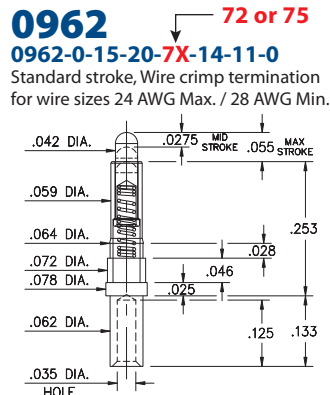
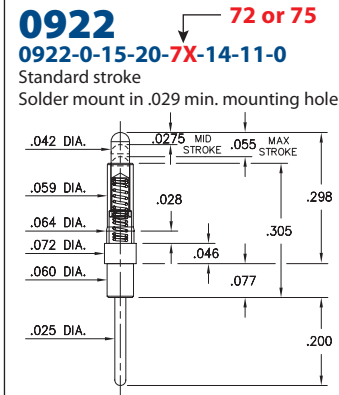
SPRING-LOADED PINS

DISCRETE SPRING-LOADED CONTACTS



Basic Part Number	Length A
0985-0	.103
0985-1	.150
0985-2	.190

**** Durability:** Up to 100,000 cycles



Material Specifications:

Sleeve & Plunger Material: Copper Alloy
Spring Material: BeCu or Stainless Steel 302 *
Sleeve & Plunger Finish: 20 μ" Gold over Nickel
Spring Finish: 10 μ" Gold over Nickel
Dimensions: Inches
Tolerances On: Lengths: ± .006
 Diameters: ± .002
 Angles: ± 2°



Mechanical & Electrical Specifications:

Durability: Up to 1,000,000 cycles **
Current Rating: 2A continuous, 3A peak
Contact Resistance: 20 mΩ max.
Environmental Specifications:
Operating temperature range:
 -55/+125° C (discontinuous)

71, 75, 77, 86 Springs are not interchangeable

Order Code: X9XX - X - 15 - 20 - **XX** - 14 - 11 - 0

Spring Number ↗

Spring Number	Mid. Stroke	Max. Stroke	Force @ Mid. Stroke	Initial Force (Pre-Load)
71	.0275	.055	50 g	15 g
72	.0275	.055	35 g	15 g
75	.0275	.055	60 g	25 g
77	.045	.090	60 g	25 g
* 86	.0275	.055	100 g	25 g



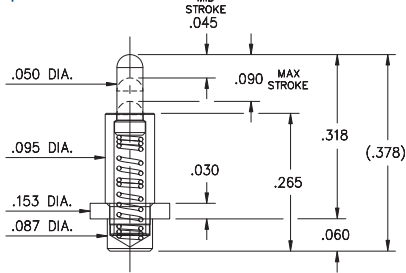
SPRING-LOADED PINS

DISCRETE SPRING-LOADED CONTACTS • POWER SPRING PINS

0851

0851-0-15-20-82-14-11-0

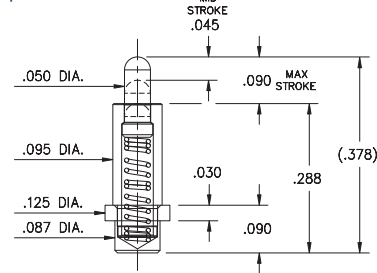
Solder Mount in .090 min. mounting hole or Surface Mount, .087" Ø minimum pad
Also available on 24mm wide carrier tape: 540 parts per 13" reel
See page 28.6 for Tape & Reel details



0853

0853-0-15-20-82-14-11-0

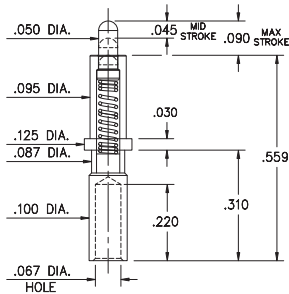
Solder Mount in .090 min. mounting hole or Surface Mount, .087" Ø minimum pad
Also available on 24mm wide carrier tape: 500 parts per 13" reel
See page 28.6 for Tape & Reel details



0855

0855-0-15-20-82-14-11-0

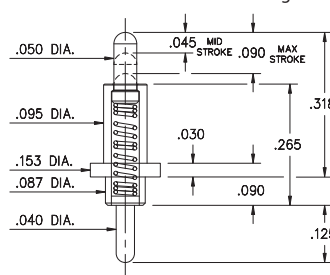
Power spring pin, Wire crimp termination for wire sizes 16 AWG Max. / 20 AWG Min.



0856

0856-0-15-20-82-14-11-0

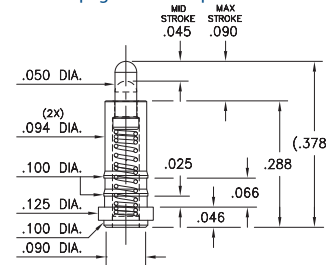
Power spring pin
Solder Mount in .045 min. mounting hole



0859

0859-0-15-20-82-14-11-0

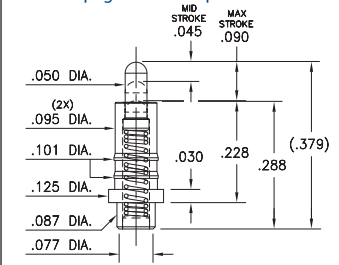
Power spring pin, Surface Mount
.100" Ø suggested pad size. Also available on 24mm wide carrier tape: 500 parts per 13" reel. See page 28.6 for Tape & Reel details



0873

0873-0-15-20-82-14-11-0

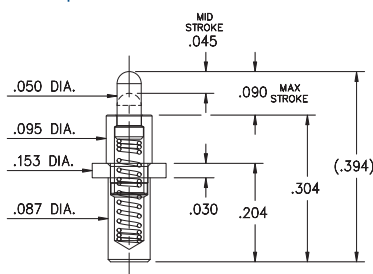
Solder Mount in .090 min. mounting hole or Surface Mount, .087" Ø min. pad size. Also on 24mm wide carrier tape: 500 parts per 13" reel. See page 28.6 for Tape & Reel details



0850

0850-0-15-20-83-14-11-0

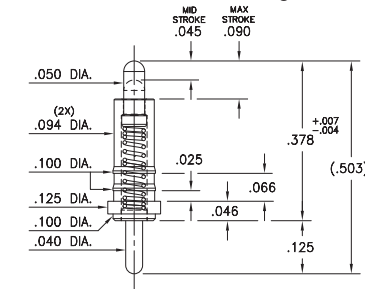
Power spring pin, Solder Mount in .090 min. mounting hole
Also available on 32mm wide carrier tape: 500 parts per 13" reel
See page 28.7 for Tape & Reel details



0858

0858-0-15-20-82-14-11-0

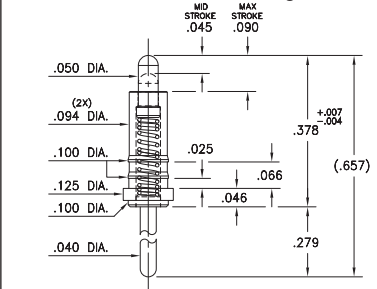
Power spring pin
Solder Mount in .045 min. mounting hole



0878

0878-0-15-20-82-14-11-0

Power spring pin
Solder Mount in .045 min. mounting hole



Material Specifications:

Sleeve & Plunger Material: Copper Alloy
Spring Material: Stainless Steel 302
Sleeve & Plunger Finish: 20 µ" Gold over Nickel
Spring Finish: 10 µ" Gold over Nickel
Dimensions: Inches
Tolerances On: Lengths: ± .006
Diameters: ± .002
Angles: ± 2°



Mechanical & Electrical Specifications:

Durability: Up to 1,000,000 cycles
Rated Current (Free air):
Continuous 9 amps @ 10° C temperature rise
Contact Resistance: 20 mΩ max.
Environmental Specifications:
Operating temperature range:
-55/+125° C (discontinuous)

82, 83, Springs are not interchangeable

Order Code: 08XX - X - XX - 20 - 8X - 14 - 11 - 0

Spring Number

Spring Number	Mid. Stroke	Max. Stroke	Force @ Mid. Stroke	Initial Force (Pre-Load)
82	.045	.090	120 g	25 g
83	.045	.090	120 g	25 g



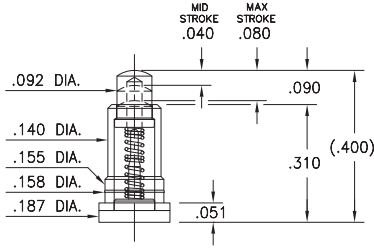
SPRING-LOADED PINS

DISCRETE SPRING-LOADED CONTACTS • POWER SPRING PINS

0871

0871-0-15-20-82-14-11-0

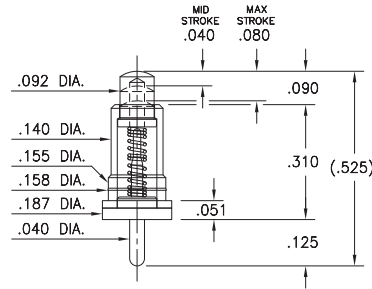
Long stroke, Surface mount *Force @ Mid. Stroke 100g
Also available on 24mm wide carrier tape: 330 parts per 13" reel
See page 28.6 for Tape & Reel details



0861

0861-0-15-20-82-14-11-0

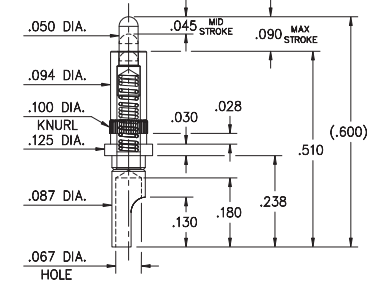
Solder Mount in .043 min. mounting hole
*Force @ Mid. Stroke 100g



0868

0868-0-15-20-82-14-11-0

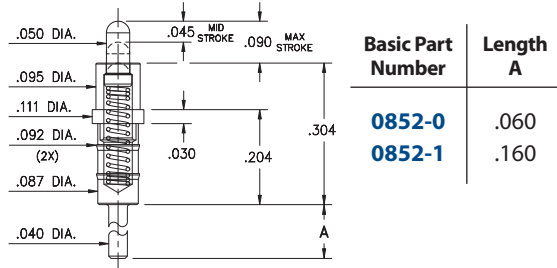
Long stroke, Soldercup
Accepts wire sizes up to 16 AWG



0852

0852-X-15-20-83-14-11-0

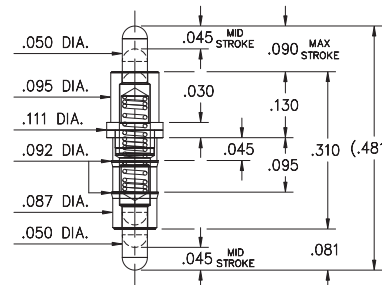
Power spring pin, Solder mount in .045 min. mounting hole
Also available on 44mm wide carrier tape: 425 parts per 13" reel
See page 28.7 for Tape & Reel details



0880

0880-1-15-20-82-14-11-0

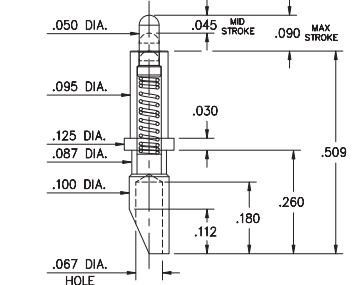
Double action, .090 Max. combined stroke
Mount between parallel circuit boards



0854

0854-0-15-20-82-14-11-0

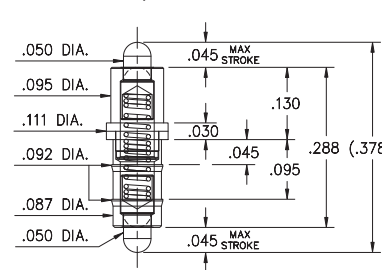
Power spring pin, Soldercup
Accepts wire sizes up to 16 AWG



0881

0881-1-15-20-82-14-11-0

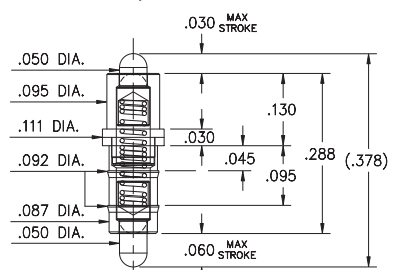
Double action, .090 Max. combined stroke
Mount between parallel circuit boards



0881

0881-2-15-20-82-14-11-0

Double action, .090 Max. combined stroke
Mount between parallel circuit boards



Material Specifications:

Sleeve & Plunger Material: Copper Alloy
Spring Material: Stainless Steel 302
Sleeve & Plunger Finish: 20 μ" Gold over Nickel
Spring Finish: 10 μ" Gold over Nickel
Dimensions: Inches
Tolerances On: Lengths: ±.006
Diameters: ±.002
Angles: ±2°



Mechanical & Electrical Specifications:

Durability: Up to 1,000,000 cycles
Rated Current (Free air):
Continuous 9 amps @ 10° C temperature rise
Contact Resistance: 20 mΩ max.
Environmental Specifications:
Operating temperature range:
-55/+125° C (discontinuous)

Springs are not interchangeable

Order Code: 08XX - X - XX - 20 - 8X - 14 - 11 - 0

Spring Number

Spring Number	Mid. Stroke	Max. Stroke	Force @ Mid. Stroke	Initial Force (Pre-Load)
82	.045	.090	120 g	25 g
83	.045	.090	120 g	25 g



SPRING-LOADED PINS

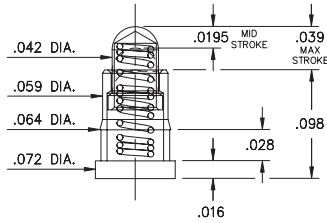
SPRING-LOADED PINS ON TAPE & REEL PACKAGING

0900-0

0900-0-57-20-76-14-11-0

Short stroke, Surface mount

16mm wide X 8mm pitch carrier tape: 2,000 parts per 13" reel.


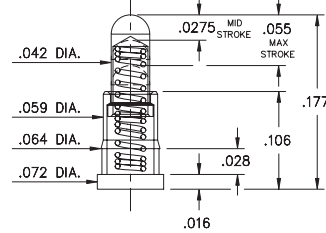


0900-1

0900-1-57-20-7X-14-11-0

Standard stroke, Surface mount

16mm wide X 8mm pitch carrier tape: 1,500 parts per 13" reel.

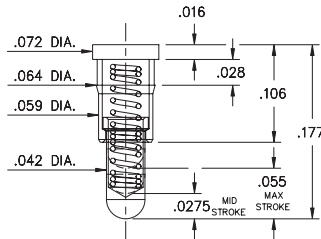


0900-1

0900-1-59-20-7X-14-11-0

Standard stroke, Surface mount

16mm wide X 8mm pitch carrier tape: 1,700 parts per 13" reel.

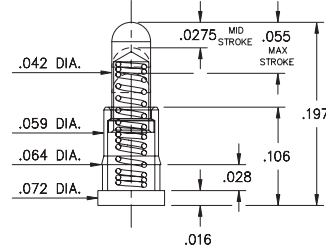


0900-2

0900-2-57-20-7X-14-11-0

Standard stroke, Surface mount

24mm wide X 8mm pitch carrier tape: 1,100 parts per 13" reel.

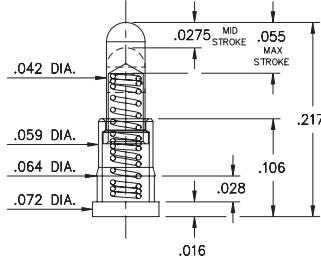


0900-3

0900-3-57-20-7X-14-11-0

Standard stroke, Surface mount

24mm wide X 8mm pitch carrier tape: 1,100 parts per 13" reel.

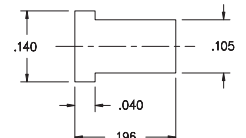
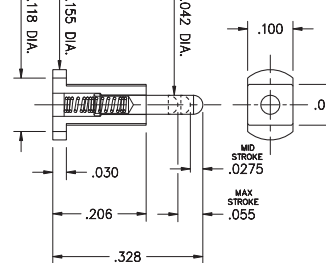


0967


0967-0-58-20-7X-14-11-0

Standard stroke, Horizontal surface mount.

16mm wide X 8mm pitch carrier tape: 2,800 parts per 13" reel.



P.C.B. Layout



Material Specifications:

Sleeve & Plunger Material: Copper Alloy

Spring Material: Beryllium Copper

Sleeve & Plunger Finish: 20 μ" Gold over Nickel

Spring Finish: 10 μ" Gold over Nickel

Dimensions: Inches

Tolerances On: Lengths: ±.006

Diameters: ±.002

Angles: ±2°



Mechanical & Electrical Specifications:

Durability: 1,000,000 cycles

Current Rating: 2A continuous, 3A peak

Contact Resistance: 20 mΩ max.

Environmental Specifications:

Operating temperature range: -55/+125°C

75, 76 Springs are NOT interchangeable

72, 75 Springs are interchangeable

Order Code: 09XX - X - 5X - 20 - 7X - 14 - 11 - 0

Spring Number

Spring Number	Mid. Stroke	Max. Stroke	Force @ Mid. Stroke	Initial Force (Pre-Load)
72	.0275	.055	35 g	15 g
75	.0275	.055	60 g	25 g
76	.0195	.039	60 g	25 g




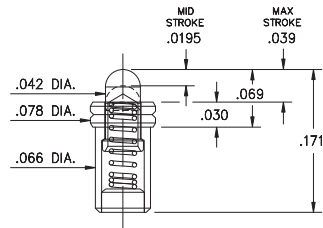
SPRING-LOADED PINS

SPRING-LOADED PINS ON TAPE & REEL PACKAGING

0921-0

0921-0-57-20-76-14-11-0

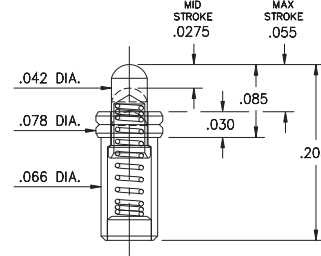
Ultra low profile, Short stroke. Solder mount in .070 min. mounting hole
24mm wide X 8mm pitch carrier tape: 1,700 parts per 13" reel



0921-1

0921-1-57-20-7X-14-11-0

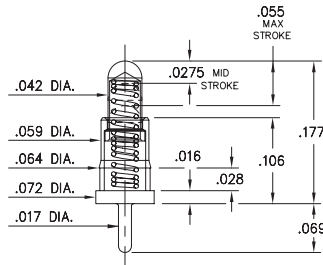
Low profile, Standard stroke. Solder mount in .070 min. mounting hole
24mm wide X 8mm pitch carrier tape: 1,500 parts per 13" reel



0906-1

0906-1-57-20-7X-14-11-0

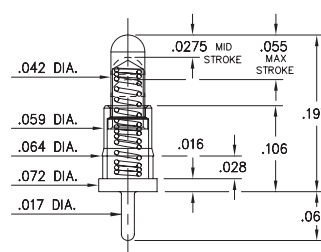
Standard stroke, Solder mount in .020 min mounting hole
24mm wide X 8mm pitch carrier tape: 1,200 parts per 13" reel.



0906-2

0906-2-57-20-7X-14-11-0

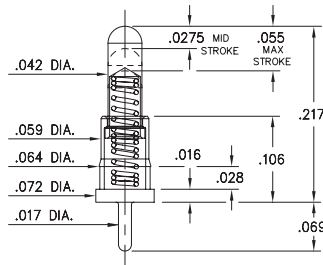
Standard stroke, Solder mount in .020 min mounting hole
24mm wide X 8mm pitch carrier tape: 1,200 parts per 13" reel.



0906-3

0906-3-57-20-7X-14-11-0

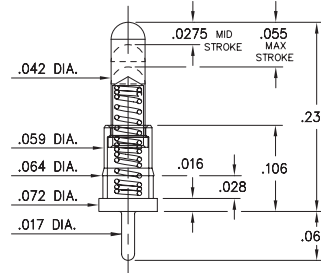
Standard stroke, Solder mount in .020 min mounting hole
24mm wide X 12mm pitch carrier tape: 600 parts per 13" reel.



0906-4

0906-4-57-20-7X-14-11-0

Standard stroke, Solder mount in .020 min mounting hole
24mm wide X 12mm pitch carrier tape: 600 parts per 13" reel.



Material Specifications:

Sleeve & Plunger Material: Copper Alloy
Spring Material: Beryllium Copper
Sleeve & Plunger Finish: 20 μ" Gold over Nickel
Spring Finish: 10 μ" Gold over Nickel
Dimensions: Inches
Tolerances On: Lengths: ± .006
 Diameters: ± .002
 Angles: ± 2°



Mechanical & Electrical Specifications:

Durability: Up to 1,000,000 cycles
Current Rating: 2A continuous, 3A peak
Contact Resistance: 20 mΩ max.

Environmental Specifications:

Operating temperature range:
 -55/+125° C (discontinuous)

75, 76 Springs are NOT interchangeable
72, 75 Springs are interchangeable

Order Code: 09XX - X - 57 - 20 - XX - 14 - 11 - 0

Spring Number

Spring Number	Mid. Stroke	Max. Stroke	Force @ Mid. Stroke	Initial Force (Pre-Load)
72	.0275	.055	35 g	15 g
75	.0275	.055	60 g	25 g
76	.0195	.039	60 g	25 g



SPRING-LOADED PINS

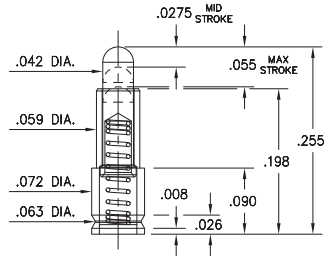
SPRING-LOADED PINS ON TAPE & REEL PACKAGING

0977

0977-0-57-20-7X-14-11-0

Standard stroke, Surface mount

24mm wide X 8mm pitch carrier tape: 1,100 parts per 13" reel

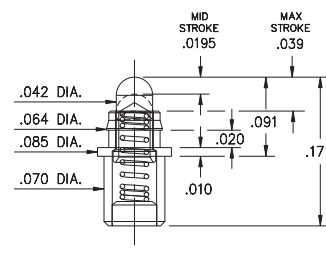


0926-0

0926-0-57-20-76-14-11-0

Low Profile, Short Stroke. Solder mount in .074 min. mounting hole:

16mm wide X 8mm pitch carrier tape: 1,700 parts per 13" reel.

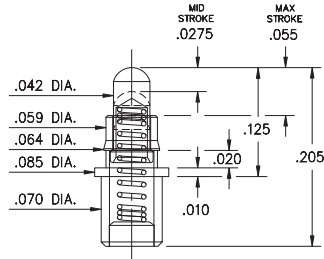


0926-1

0926-1-57-20-7X-14-11-0

Low profile, Standard stroke. Solder mount in .074 min. mounting hole

24mm wide X 8mm pitch carrier tape: 1,450 parts per 13" reel


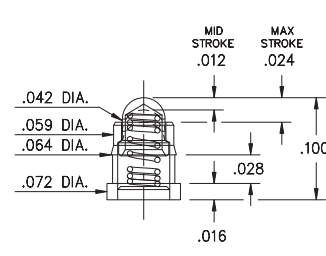


0965

0965-0-57-20-80-14-11-0

Ultra low profile, Surface mount, * Stainless steel spring

16mm wide X 8mm pitch carrier tape: 3,000 parts per 13" reel


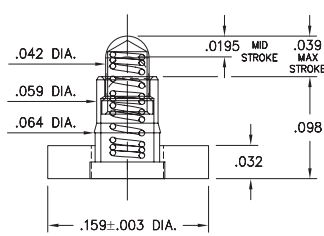


0990-0

0990-0-57-20-76-14-11-0

Short stroke, Surface mount, Large base

16mm wide X 8mm pitch carrier tape: 2,150 parts per 13" reel.


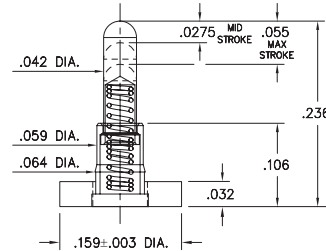


0990-4

0990-4-57-20-7X-14-11-0

Standard stroke, Surface mount, Large base

16mm wide X 12mm pitch carrier tape: 850 parts per 13" reel.



Material Specifications:

Sleeve & Plunger Material: Copper Alloy

Spring Material: BeCu or Stainless Steel 302 *

Sleeve & Plunger Finish: 20 μ" Gold over Nickel

Spring Finish: 10 μ" Gold over Nickel

Dimensions: Inches

Tolerances On: Lengths: ±.006

Diameters: ±.002

Angles: ±2°



Mechanical & Electrical Specifications:

Durability: Up to 1,000,000 cycles

Current Rating: 2A continuous, 3A peak

Contact Resistance: 20 mΩ max.

Environmental Specifications:

Operating temperature range:

-55/+125° C (discontinuous)

75, 76, 80 Springs are NOT interchangeable
72, 75 Springs are interchangeable

Order Code: 09XX - X - 57 - 20 - XX - 14 - 11 - 0

Spring Number

Spring Number	Mid. Stroke	Max. Stroke	Force @ Mid. Stroke	Initial Force (Pre-Load)
72	.0275	.055	35 g	15 g
75	.0275	.055	60 g	25 g
76	.0195	.039	60 g	25 g
*80	.012	.024	115 g	25 g




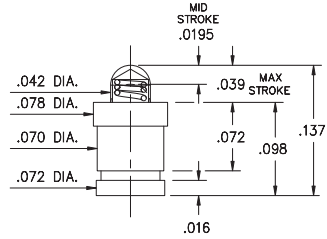
SPRING-LOADED PINS

SPRING-LOADED PINS ON TAPE & REEL PACKAGING

0910-0

0910-0-57-20-76-14-11-0

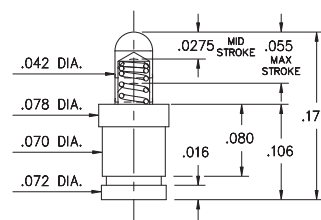
Short stroke, Surface mount
16mm wide X 8mm pitch carrier tape: 2,000 parts per 13" reel



0910-1

0910-1-57-20-7X-14-11-0

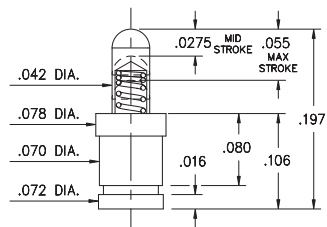
Standard stroke, Surface mount
16mm wide X 8mm pitch carrier tape: 1,500 parts per 13" reel



0910-2

0910-2-57-20-7X-14-11-0

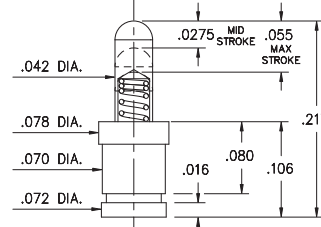
Standard stroke, Surface mount
24mm wide X 8mm pitch carrier tape: 1,100 parts per 13" reel



0910-3

0910-3-57-20-7X-14-11-0

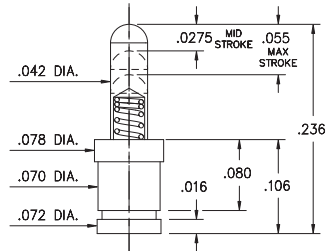
Standard stroke, Surface mount
24mm wide X 8mm pitch carrier tape: 1,100 parts per 13" reel



0910-4

0910-4-57-20-7X-14-11-0

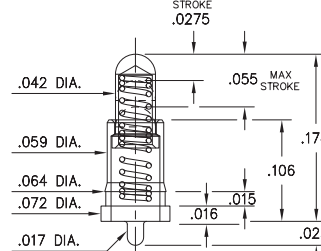
Standard stroke, Surface mount
24mm wide X 8mm pitch carrier tape: 1,100 parts per 13" reel



0930

0930-0-57-20-7X-14-11-0

Standard stroke, Solder mount in .020" min. mounting hole
24mm wide X 8mm pitch carrier tape: 1,500 parts per 13" reel



Material Specifications:

Sleeve & Plunger Material: Copper Alloy
Spring Material: Beryllium Copper
Sleeve & Plunger Finish: 20 μ" Gold over Nickel
Spring Finish: 10 μ" Gold over Nickel
Dimensions: Inches
Tolerances On: Lengths: ± .006
Diameters: ± .002
Angles: ± 2°



Mechanical & Electrical Specifications:

Durability: 1,000,000 cycles
Current Rating: 2A continuous, 3A peak
Contact Resistance: 20 mΩ max.
Environmental Specifications:
Operating temperature range: -55/+125° C
75, 76 Springs are NOT interchangeable
72, 75 Springs are interchangeable

Order Code: 09XX - X - 57 - 20 - 7X - 14 - 11 - 0

Spring Number

Spring Number	Mid. Stroke	Max. Stroke	Force @ Mid. Stroke	Initial Force (Pre-Load)
72	.0275	.055	35 g	15 g
75	.0275	.055	60 g	25 g
76	.0195	.039	60 g	25 g




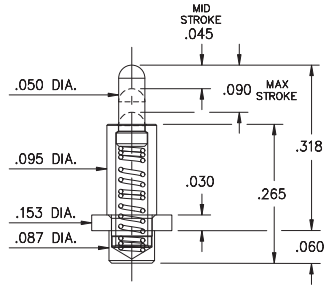
SPRING-LOADED PINS

SPRING-LOADED PINS ON TAPE & REEL PACKAGING

0851

0851-0-57-20-82-14-11-0


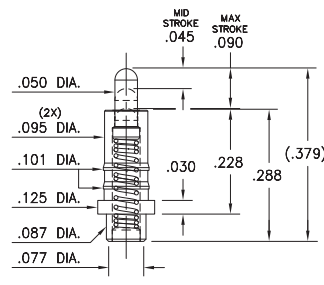
Solder Mount in .090 min. mounting hole or Surface Mount, .087" Ø minimum pad
24mm wide X 12mm pitch carrier tape: 540 parts per 13" reel



0873

0873-0-57-20-82-14-11-0


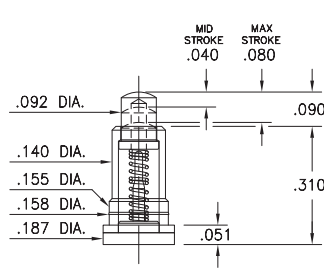
Solder Mount in .090 min. mounting hole or Surface Mount, .087" Ø minimum pad
24mm wide X 12mm pitch carrier tape: 500 parts per 13" reel



0871

0871-0-57-20-82-14-11-0


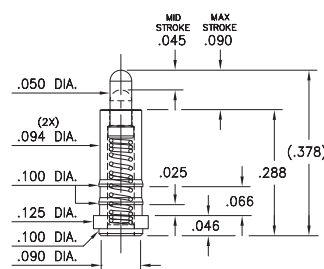
Long stroke, Surface mount *Force @ Mid. Stroke 100g
24mm wide X 16mm pitch carrier tape: 330 parts per 13" reel



0859

0859-0-57-20-82-14-11-0


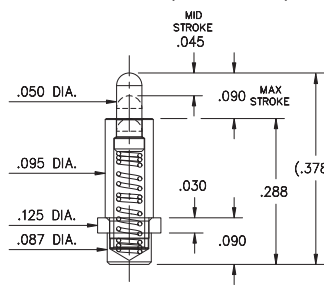
Power spring pin, Surface Mount, .100" Ø suggested pad size
24mm wide X 12mm pitch carrier tape: 500 parts per 13" reel



0853

0853-0-57-20-82-14-11-0

Solder Mount in .090 min. mounting hole or Surface Mount, .087" Ø minimum pad
24mm wide X 12mm pitch carrier tape: 500 parts per 13" reel



Material Specifications:

Sleeve & Plunger Material: Copper Alloy
Spring Material: Stainless Steel 302
Sleeve & Plunger Finish: 20 µ" Gold over Nickel
Spring Finish: 10 µ" Gold over Nickel
Dimensions: Inches
Tolerances On: Lengths: ±.006
 Diameters: ±.002
 Angles: ±2°



Mechanical & Electrical Specifications:

Durability: Up to 1,000,000 cycles
Rated Current (Free air):
 Continuous 9 amps @ 10° C temperature rise
Contact Resistance: 20 mΩ max.
Environmental Specifications:
Operating temperature range:
 -55/+125° C (discontinuous)

Order Code: 08XX - 0 - 5X - 20 - 8X - 14 - 11 - 0

Spring Number

Spring Number	Mid. Stroke	Max. Stroke	Force @ Mid. Stroke	Initial Force (Pre-Load)
82	.045	.090	120 g	25 g



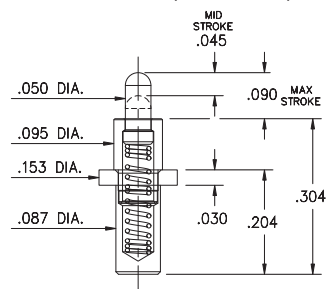
SPRING-LOADED PINS

SPRING-LOADED PINS ON TAPE & REEL PACKAGING

0850

0850-0-57-20-83-14-11-0

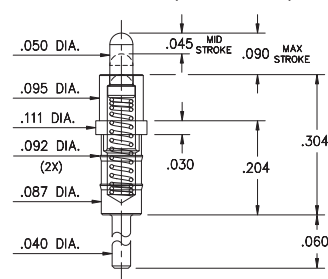
Power spring pin, Solder Mount in .090 min. mounting hole
32mm wide X 12mm pitch carrier tape: 500 parts per 13" reel



0852

0852-0-57-20-83-14-11-0

Power spring pin, Solder Mount in .045 min. mounting hole
44mm wide X 12mm pitch carrier tape: 425 parts per 13" reel



Material Specifications:

Sleeve & Plunger Material: Copper Alloy

Spring Material: Stainless Steel 302

Sleeve & Plunger Finish: 20 μ" Gold over Nickel

Spring Finish: 10 μ" Gold over Nickel

Dimensions: Inches

Tolerances On: Lengths: ± .006

Diameters: ± .002

Angles: ± 2°



Mechanical & Electrical Specifications:

Durability: Up to 1,000,000 cycles

Rated Current (Free air):

Continuous 9 amps @ 10° C temperature rise

Contact Resistance: 20 mΩ max.

Environmental Specifications:

Operating temperature range:

-55/+125° C (discontinuous)

Order Code: 0XXX - 0 - 57 - 20 - **8X** - 14 - 11 - 0

Spring Number

Spring Number	Mid. Stroke	Max. Stroke	Force @ Mid. Stroke	Initial Force (Pre-Load)
83	.045	.090	120 g	25 g



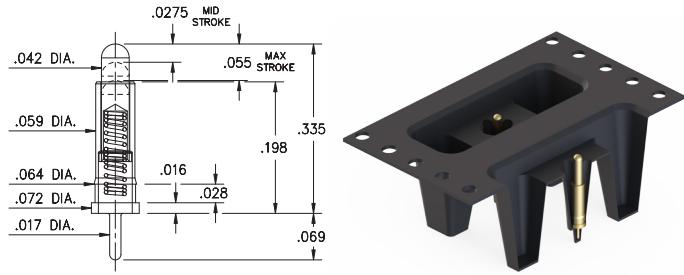
SPRING-LOADED PINS

SPRING-LOADED PINS ON TAPE & REEL PACKAGING

0908-4

0908-4-57-20-72-14-11-0

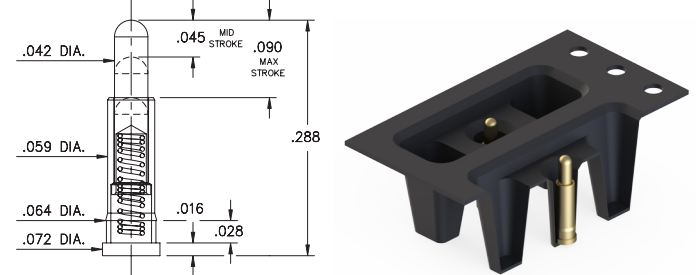
Standard stroke, Solder mount in .020 min. mounting hole
32mm wide X 12mm pitch carrier tape: 450 parts per 13" reel.



0913-0

0913-0-57-20-77-14-11-0

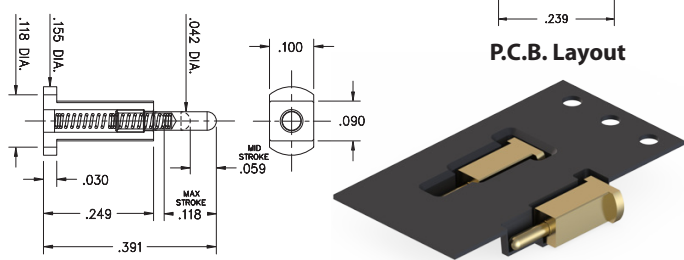
Long stroke, Surface mount, Mid profile
24mm wide X 8mm pitch carrier tape: 1,000 parts per 13" reel.



0987

0987-0-58-20-89-14-11-0

Long stroke, Horizontal surface mount. 24mm wide X 8mm pitch carrier tape: 2,800 parts per 13" reel.



Material Specifications:

Sleeve & Plunger Material: Copper Alloy
Spring Material: BeCu or Stainless Steel 302 *
Sleeve & Plunger Finish: 20 μ" Gold over Nickel
Spring Finish: 10 μ" Gold over Nickel
Dimensions: Inches
Tolerances On: Lengths: ±.006
 Diameters: ±.002
 Angles: ±2°



Mechanical & Electrical Specifications:

Durability: 1,000,000 cycles
Current Rating: 2A continuous, 3A peak
Contact Resistance: 20 mΩ max.
Environmental Specifications:
Operating temperature range: -55/+125° C

72, 77, 89 Springs are not interchangeable

Order Code: 0XXX - 0 - 57 - 20 - **XX** - 14 - 11 - 0

Spring Number

Spring Number	Mid. Stroke	Max. Stroke	Force @ Mid. Stroke	Initial Force (Pre-Load)
72	.0275	.055	35 g	15 g
77	.045	.090	60 g	25 g
*89	.059	.118	85 g	25 g

