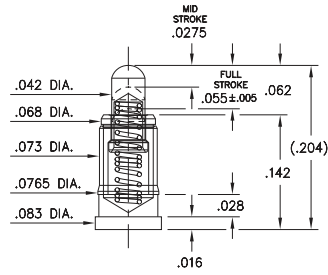


SPRING-LOADED PINS

DISCRETE SPRING-LOADED CONTACTS

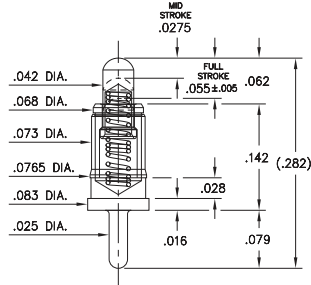
0981

0981-0-15-20-75-14-11-0
Standard stroke, Surface mount



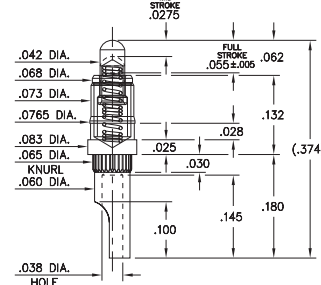
7982

7982-1-15-20-75-14-11-0
Standard stroke
Solder mount in .029 min. mounting hole



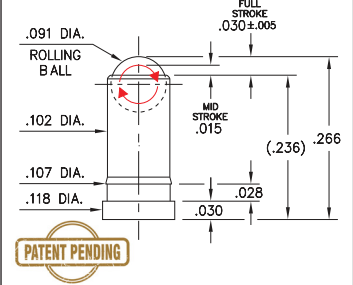
7983

7983-1-15-20-75-14-11-0
Standard stroke, Knurl Press-fit in .062 mounting hole. Accepts wire sizes up to 22 AWG



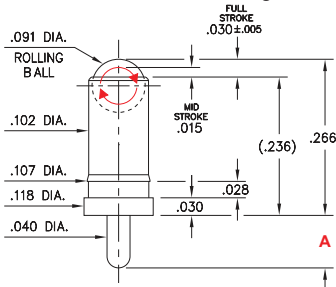
0945

0945-0-15-20-09-14-11-0
Omniball™, Surface mount
For lateral, sliding & rolling contact applications



7945

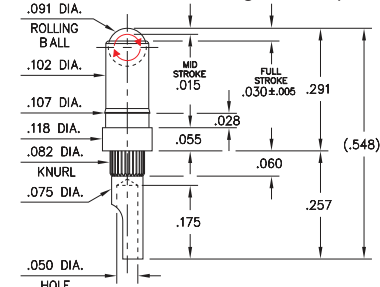
7945-X-15-20-09-14-11-0
Omniball™, For lateral, sliding & rolling contact applications
Solder mount in .044 min. mounting hole



Basic Part Number	Length A
7945-1	.0787
7945-2	.1181

7949

7949-0-15-20-09-14-11-0
Omniball™, For lateral, sliding & rolling contact applications
Knurl Press-fit in .079 mounting hole. Accepts wire sizes up to 20 AWG



Material Specifications:

Sleeve & Plunger Material: Copper Alloy
Spring Material: Beryllium Copper
Sleeve & Plunger Finish: 20 μ" Gold over Nickel
Spring Finish: 10 μ" Gold over Nickel
Dimensions: Inches
Tolerances On: Lengths: ± .006
Diameters: ± .002
Angles: ± 2°



Mechanical & Electrical Specifications:

Durability: Up to 1,000,000 cycles
Current Rating: 2A continuous, 3A peak,
(09 spring): 3.5A continuous, 5A peak
Contact Resistance: 20 mΩ max.

Environmental Specifications:

Operating temperature range:
-55/+125°C (discontinuous)

09, 75 Springs are not interchangeable

Order Code: XXXX - 0 - 15 - 20 - **XX** - 14 - 11 - 0

Spring Number

Spring Number	Mid. Stroke	Max. Stroke	Force @ Mid. Stroke	Initial Force (Pre-Load)
* 09	.015	.030	55 g	30 g
75	.0275	.055	60 g	25 g

