

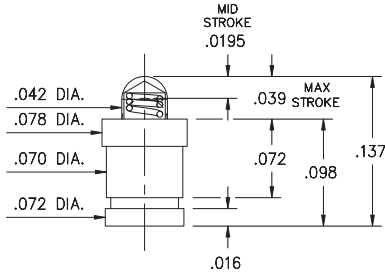
SPRING-LOADED PINS

DISCRETE SPRING-LOADED CONTACTS • SURFACE MOUNT

0910-0

0910-0-57-20-76-14-11-0

Short stroke, Surface mount
Packaged on 16mm wide carrier tape: 2,000 parts per 13" reel
See page 28.5 for Tape & Reel details

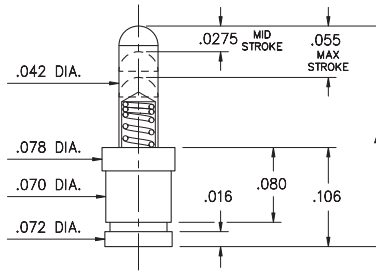


0910-1↔4

72 or 75

0910-X-57-20-7X-14-11-0

Standard stroke, Surface mount
Packaged on carrier tape. See chart for tape width & qty. per reel
See page 28.5 for Tape & Reel details



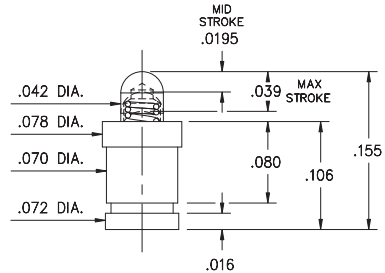
Basic Part Number	Length A
0910-1	.177
0910-2	.197
0910-3	.217
0910-4	.236

Basic Part Number	Tape Width	Quantity per Reel
0910-1	16mm	1,500
0910-2	24mm	1,100
0910-3	24mm	1,100
0910-4	24mm	1,100

0910-8

0910-8-57-20-76-14-11-0

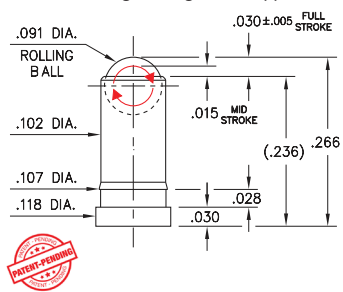
Short stroke, Surface mount
Packaged on 16mm wide carrier tape: 1,800 parts per 13" reel
See page 28.5 for Tape & Reel details



0945

0945-0-15-20-09-14-11-0

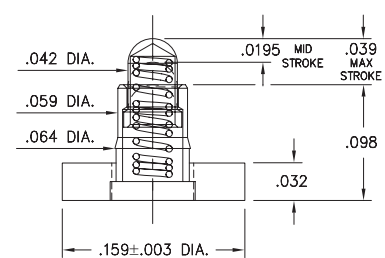
Omniball™, Surface mount
For lateral, sliding & rolling contact applications



0990-0

0990-0-50-20-76-14-11-0

Short stroke, Surface mount, Large base
Also available on 16mm wide carrier tape: 2,150 parts per 13" reel
See page 28.4 for Tape & Reel details

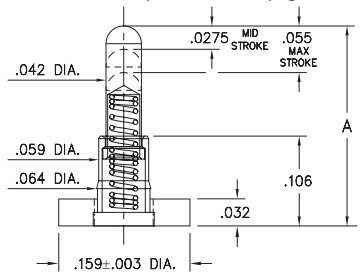


0990-1↔4

72 or 75

0990-X-50-20-7X-14-11-0

Standard stroke, Surface mount, Large base
Also available on 16mm wide carrier tape: 850 parts per 13" reel
ONLY 0990-4 currently available. See page 28.4 for Tape & Reel details



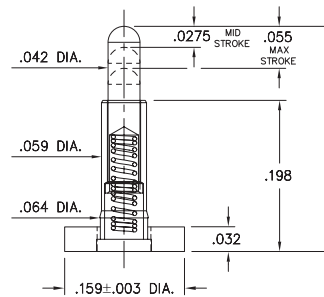
Basic Part Number	Length A
0990-1	.177
0990-2	.197
0990-3	.217
0990-4	.236

0997-0↔9

72 or 75

0997-X-50-20-7X-14-11-0

Standard stroke, Surface mount, Large base, Mid profile



Basic Part Number	Length A
0997-0	.255
0997-1	.275
0997-2	.295
0997-3	.315
0997-4	.335
0997-5	.350
0997-6	.370
0997-7	.390
0997-8	.410
0997-9	.430

Material Specifications:

Sleeve & Plunger Material: Copper Alloy
Spring Material: Beryllium Copper
Sleeve & Plunger Finish: 20 μ" Gold over Nickel
Spring Finish: 10 μ" Gold over Nickel
Dimensions: Inches
Tolerances On: Lengths: ± .006
Diameters: ± .002
Angles: ± 2°



Mechanical & Electrical Specifications:

Durability: Up to 1,000,000 cycles
Current Rating: 2A continuous, 3A peak,
(09 spring): 3.5A continuous, 5A peak
Contact Resistance: 20 mΩ max.
Environmental Specifications:

Operating temperature range:
-55/+125°C (discontinuous)

09, 75, 76 Springs are not interchangeable

Order Code: XXXX - X - XX - 20 - XX - 14 - 11 - 0

Spring Number

Spring Number	Mid. Stroke	Max. Stroke	Force @ Mid. Stroke	Initial Force (Pre-Load)
* 09	.015	.030	55 g	30 g
72	.0275	.055	35 g	15 g
75	.0275	.055	60 g	25 g
76	.0195	.039	60 g	25 g

