

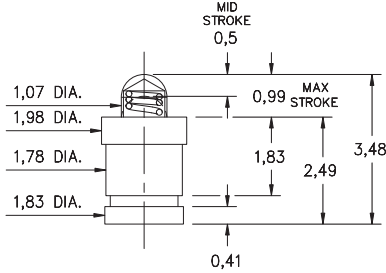
# SPRING-LOADED PINS

## DISCRETE SPRING-LOADED CONTACTS • SURFACE MOUNT

### 0910-0

0910-0-57-20-76-14-11-0

Short stroke, Surface mount  
Packaged on 16mm wide carrier tape: 2,000 parts per 330mm reel  
See page 28.5 for Tape & Reel details

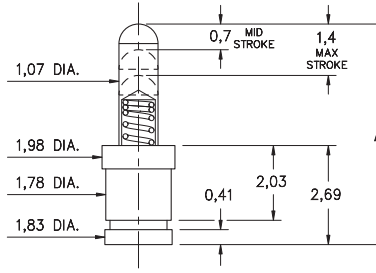


### 0910-1↔4

72 or 75

0910-X-57-20-7X-14-11-0

Standard stroke, Surface mount  
Packaged on carrier tape. See chart for tape width & qty. per reel  
See page 28.5 for Tape & Reel details



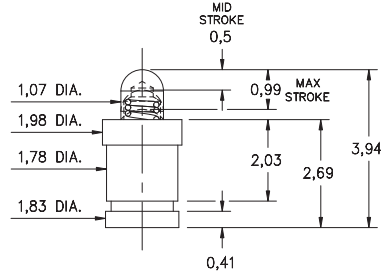
Basic Part Number	Length A
0910-1	4,5
0910-2	5,0
0910-3	5,51
0910-4	5,99

Basic Part Number	Tape Width	Quantity per Reel
0910-1	16mm	1,500
0910-2	24mm	1,100
0910-3	24mm	1,100
0910-4	24mm	1,100

### 0910-8

0910-8-57-20-76-14-11-0

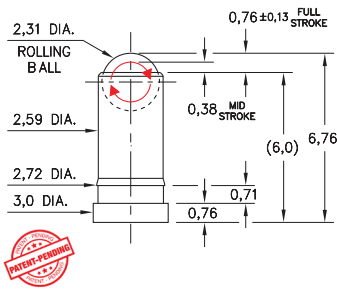
Short stroke, Surface mount  
Packaged on 16mm wide carrier tape: 1,800 parts per 330mm reel  
See page 28.5 for Tape & Reel details



### 0945

0945-0-15-20-09-14-11-0

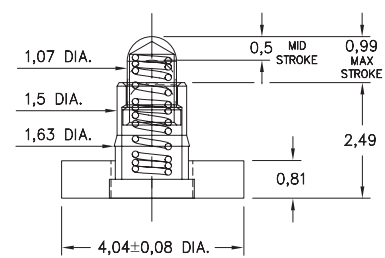
Omniball®, Surface mount  
For lateral, sliding & rolling contact applications



### 0990-0

0990-0-50-20-76-14-11-0

Short stroke, Surface mount, Large base  
Also available on 16mm wide carrier tape: 2,150 parts per 330mm reel  
See page 28.4 for Tape & Reel details

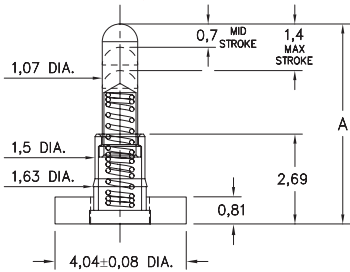


### 0990-1↔4

72 or 75

0990-X-50-20-7X-14-11-0

Standard stroke, Surface mount, Large base  
Also available on 16mm wide carrier tape: 850 parts per 330mm reel  
ONLY 0990-4 currently available. See page 28.4 for Tape & Reel details



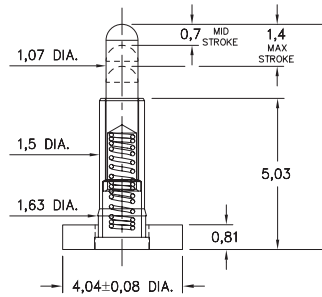
Basic Part Number	Length A
0990-1	4,5
0990-2	5,0
0990-3	5,51
0990-4	5,99

### 0997-0↔9

72 or 75

0997-X-50-20-7X-14-11-0

Standard stroke, Surface mount, Large base, Mid profile



Basic Part Number	Length A
0997-0	6,48
0997-1	6,99
0997-2	7,49
0997-3	8,0
0997-4	8,51
0997-5	8,89
0997-6	9,4
0997-7	9,91
0997-8	10,41
0997-9	10,92

#### Material Specifications:

**Sleeve & Plunger Material:** Copper Alloy  
**Spring Material:** Beryllium Copper  
**Sleeve & Plunger Finish:** 0,5µm Gold over Nickel  
**Spring Finish:** 0,25µm Gold over Nickel  
**Dimensions:** Millimeters  
**Tolerances On:** Lengths: ± 0,15  
Diameters: ± 0,051  
Angles: ± 2°



#### Mechanical & Electrical Specifications:

**Durability:** Up to 1,000,000 cycles  
**Current Rating:** 2A continuous, 3A peak,  
(09 spring): 3.5A continuous, 5A peak  
**Contact Resistance:** 20 mΩ max.  
**Environmental Specifications:**

**Operating temperature range:**  
-55/+125°C (discontinuous)

**09, 75, 76 Springs are not interchangeable**

Order Code: XXXX - X - XX - 20 - XX - 14 - 11 - 0

Spring Number

Spring Number	Mid. Stroke	Max. Stroke	Force @ Mid. Stroke	Initial Force (Pre-Load)
* 09	0,38	0,76	55 g	30 g
72	0,7	1,4	35 g	15 g
75	0,7	1,4	60 g	25 g
76	0,5	0,99	60 g	25 g

