

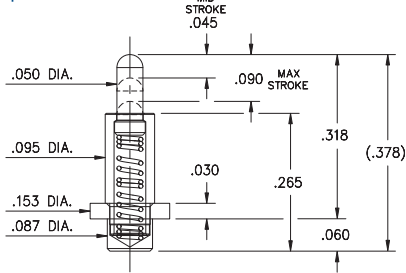
SPRING-LOADED PINS

DISCRETE SPRING-LOADED CONTACTS • POWER SPRING PINS

0851

0851-0-15-20-82-14-11-0

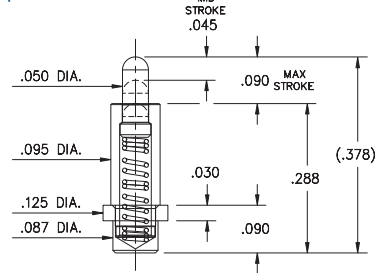
Solder Mount in .090 min. mounting hole or Surface Mount, .087" Ø minimum pad
Also available on 24mm wide carrier tape: 540 parts per 13" reel
See page 28.6 for Tape & Reel details



0853

0853-0-15-20-82-14-11-0

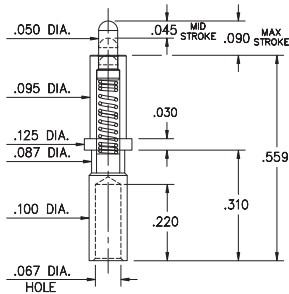
Solder Mount in .090 min. mounting hole or Surface Mount, .087" Ø minimum pad
Also available on 24mm wide carrier tape: 500 parts per 13" reel
See page 28.6 for Tape & Reel details



0855

0855-0-15-20-82-14-11-0

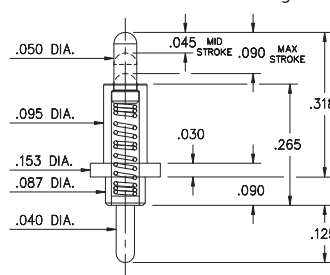
Power spring pin, Wire crimp termination for wire sizes 16 AWG Max. / 20 AWG Min.



0856

0856-0-15-20-82-14-11-0

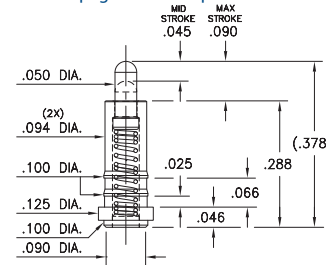
Power spring pin
Solder Mount in .045 min. mounting hole



0859

0859-0-15-20-82-14-11-0

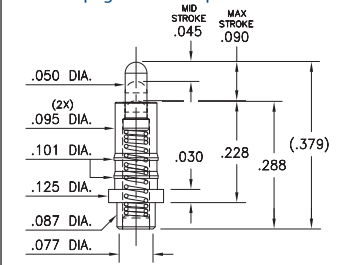
Power spring pin, Surface Mount
.100" Ø suggested pad size. Also available on 24mm wide carrier tape: 500 parts per 13" reel. See page 28.7 for Tape & Reel details



0873

0873-0-15-20-82-14-11-0

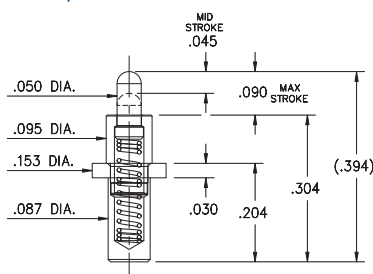
Solder Mount in .090 min. mounting hole or Surface Mount, .087" Ø min. pad size. Also on 24mm wide carrier tape: 500 parts per 13" reel. See page 28.7 for Tape & Reel details



0850

0850-0-15-20-83-14-11-0

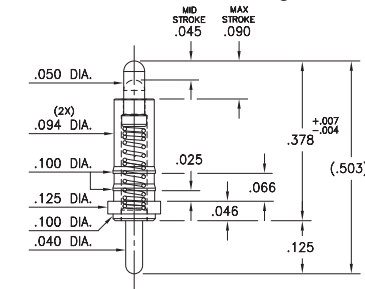
Power spring pin, Solder Mount in .090 min. mounting hole
Also available on 32mm wide carrier tape: 500 parts per 13" reel
See page 28.6 for Tape & Reel details



0858

0858-0-15-20-82-14-11-0

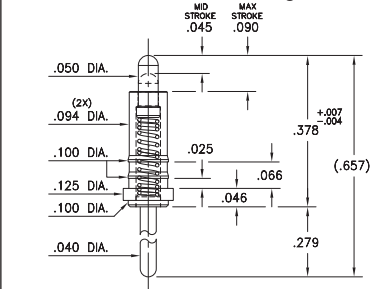
Power spring pin
Solder Mount in .045 min. mounting hole



0878

0878-0-15-20-82-14-11-0

Power spring pin
Solder Mount in .045 min. mounting hole



Material Specifications:

Sleeve & Plunger Material: Copper Alloy
Spring Material: Stainless Steel 302
Sleeve & Plunger Finish: 20 µ" Gold over Nickel
Spring Finish: 10 µ" Gold over Nickel
Dimensions: Inches
Tolerances On: Lengths: ± .006
Diameters: ± .002
Angles: ± 2°



Mechanical & Electrical Specifications:

Durability: Up to 1,000,000 cycles
Rated Current (Free air):
Continuous 9 amps @ 10° C temperature rise
Contact Resistance: 20 mΩ max.
Environmental Specifications:
Operating temperature range:
-55/+125° C (discontinuous)

82, 83, Springs are not interchangeable

Order Code: 08XX - X - XX - 20 - 8X - 14 - 11 - 0

Spring Number

Spring Number	Mid. Stroke	Max. Stroke	Force @ Mid. Stroke	Initial Force (Pre-Load)
82	.045	.090	120 g	25 g
83	.045	.090	120 g	25 g

