

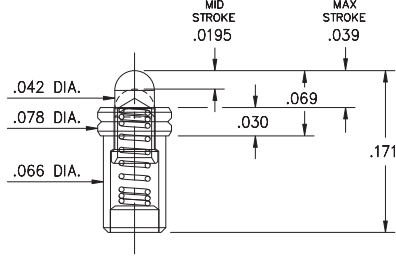
SPRING-LOADED PINS

DISCRETE SPRING-LOADED CONTACTS

0921-0

0921-0-15-20-76-14-11-0

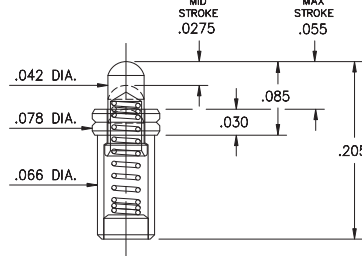
Ultra low profile, Short stroke. Solder mount in .070 min. mounting hole
Also available on 24mm wide carrier tape: 1,700 parts per 13" reel
See page 28.3 for Tape & Reel details



0921-1

0921-1-15-20-7X-14-11-0

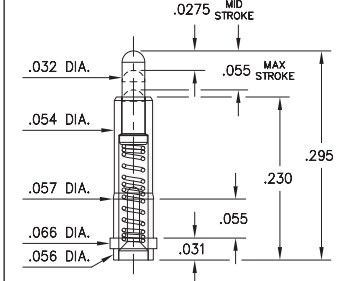
Low profile, Standard stroke. Solder mount in .070 min. mounting hole
Also available on 24mm wide carrier tape: 1,500 parts per 13" reel
See page 28.3 for Tape & Reel details



0911

0911-0-15-20-86-14-11-0

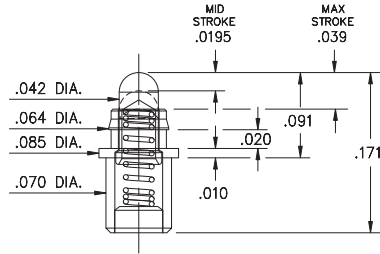
Standard stroke, Surface mount
*Stainless steel spring



0926-0

0926-0-15-20-76-14-11-0

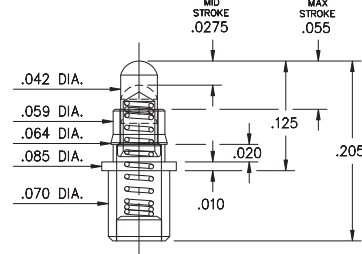
Low profile, Short stroke. Solder mount in .074 min. mounting hole
Also available on 16mm wide carrier tape: 1,700 parts per 13" reel
See page 28.4 for Tape & Reel details



0926-1

0926-1-15-20-7X-14-11-0

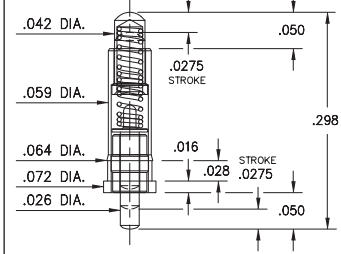
Low profile, Standard stroke. Solder mount in .074 min. mounting hole
Also available on 24mm wide carrier tape: 1,450 parts per 13" reel
See page 28.4 for Tape & Reel details



0980

0980-0-15-20-7X-14-11-0

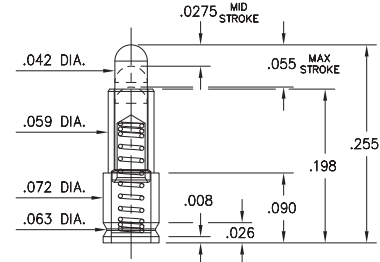
Double action, .055 Combined stroke
Mount between parallel circuit boards



0977

0977-0-15-20-7X-14-11-0

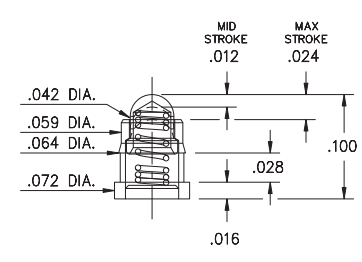
Standard stroke, Surface mount
Also available on 24mm wide carrier tape: 1,100 parts per 13" reel
See page 28.4 for Tape & Reel details



0965

0965-0-15-20-80-14-11-0

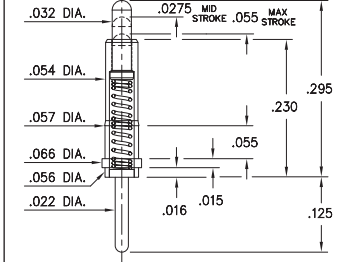
Ultra low profile, Surface mount, *Stainless steel spring
Also available on 16mm wide carrier tape: 3,000 parts per 13" reel
See page 28.4 for Tape & Reel details



7911

7911-0-15-20-86-14-11-0

Standard stroke, suitable for 2mm spacing
*Stainless steel spring



Material Specifications:

Sleeve & Plunger Material: Copper Alloy
Spring Material: BeCu or Stainless Steel 302 *
Sleeve & Plunger Finish: 20 μ" Gold over Nickel
Spring Finish: 10 μ" Gold over Nickel
Dimensions: Inches
Tolerances On: Lengths: ± .006
Diameters: ± .002
Angles: ± 2°



Mechanical & Electrical Specifications:

Durability: Up to 1,000,000 cycles
Current Rating: 2A continuous, 3A peak
Contact Resistance: 20 mΩ max.
Environmental Specifications:
Operating temperature range:
-55/+125° C (discontinuous)

75, 76, 80, 86 Springs are not interchangeable

Order Code: 09XX - X - 15 - 20 - XX - 14 - 11 - 0

Spring Number

Spring Number	Mid. Stroke	Max. Stroke	Force @ Mid. Stroke	Initial Force (Pre-Load)
72	.0275	.055	35 g	15 g
75	.0275	.055	60 g	25 g
76	.0195	.039	60 g	25 g
* 80	.012	.024	115 g	25 g
* 86	.0275	.055	100 g	25 g

