

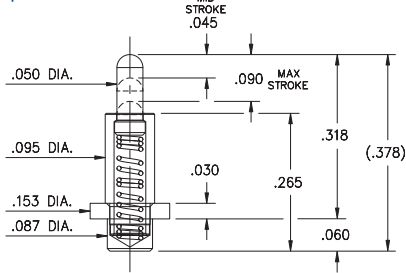
# SPRING-LOADED PINS

## DISCRETE SPRING-LOADED CONTACTS • POWER SPRING PINS

### 0851

0851-0-15-20-82-14-11-0

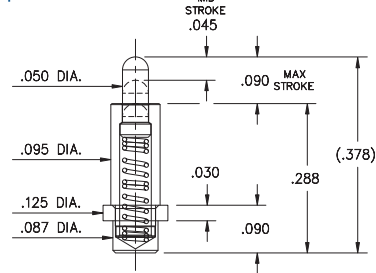
Solder Mount in .090 min. mounting hole or Surface Mount, .087" Ø minimum pad  
Also available on 24mm wide carrier tape: 540 parts per 13" reel  
See page 28.6 for Tape & Reel details



### 0853

0853-0-15-20-82-14-11-0

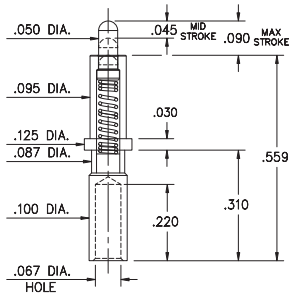
Solder Mount in .090 min. mounting hole or Surface Mount, .087" Ø minimum pad  
Also available on 24mm wide carrier tape: 500 parts per 13" reel  
See page 28.6 for Tape & Reel details



### 0855

0855-0-15-20-82-14-11-0

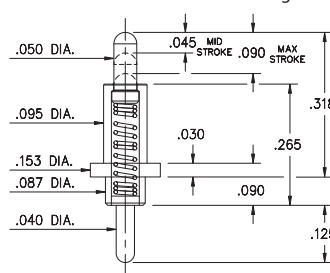
Power spring pin, Wire crimp termination for wire sizes 16 AWG Max. / 20 AWG Min.



### 0856

0856-0-15-20-82-14-11-0

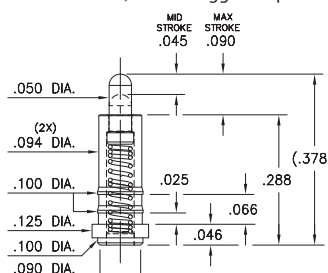
Power spring pin  
Solder Mount in .045 min. mounting hole



### 0859

0859-0-15-20-82-14-11-0

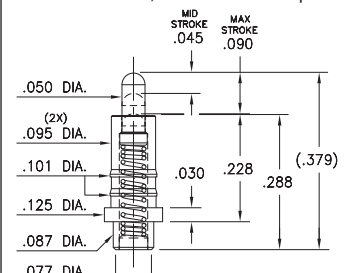
Power spring pin  
Surface Mount, .100" Ø suggested pad size



### 0873

0873-0-15-20-82-14-11-0

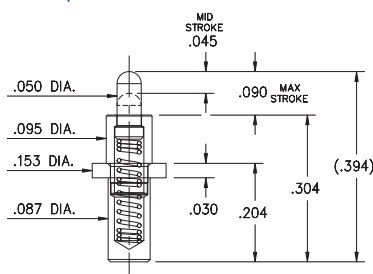
Solder Mount in .090 min. mounting hole or Surface Mount, .087" Ø minimum pad



### 0850

0850-0-15-20-83-14-11-0

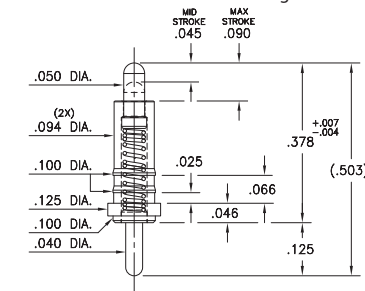
Power spring pin, Solder Mount in .090 min. mounting hole  
Also available on 32mm wide carrier tape: 500 parts per 13" reel  
See page 28.6 for Tape & Reel details



### 0858

0858-0-15-20-82-14-11-0

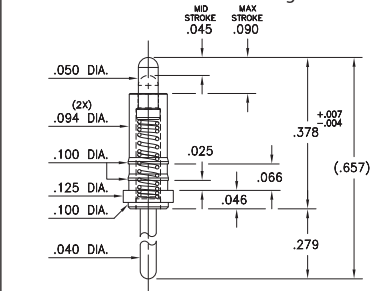
Power spring pin  
Solder Mount in .045 min. mounting hole



### 0878

0878-0-15-20-82-14-11-0

Power spring pin  
Solder Mount in .045 min. mounting hole



#### Material Specifications:

**Sleeve & Plunger Material:** Copper Alloy  
**Spring Material:** Stainless Steel 302  
**Sleeve & Plunger Finish:** 20 µ" Gold over Nickel  
**Spring Finish:** 10 µ" Gold over Nickel  
**Dimensions: Inches**  
**Tolerances On:** Lengths: ± .006  
Diameters: ± .002  
Angles: ± 2°



#### Mechanical & Electrical Specifications:

**Durability:** Up to 1,000,000 cycles  
**Rated Current (Free air):**  
Continuous 9 amps @ 10° C temperature rise  
**Contact Resistance:** 20 mΩ max.  
**Environmental Specifications:**  
**Operating temperature range:**  
-55/+125° C (discontinuous)

**82, 83, Springs are not interchangeable**

Order Code: 08XX - X - XX - 20 - 8X - 14 - 11 - 0

Spring Number

Spring Number	Mid. Stroke	Max. Stroke	Force @ Mid. Stroke	Initial Force (Pre-Load)
82	.045	.090	120 g	25 g
83	.045	.090	120 g	25 g

