

INTERCONNECTS

SERIES 852 & 853 • 1,27 GRID SOLDER CUP HEADERS AND SOCKETS, DOUBLE ROW STRIPS

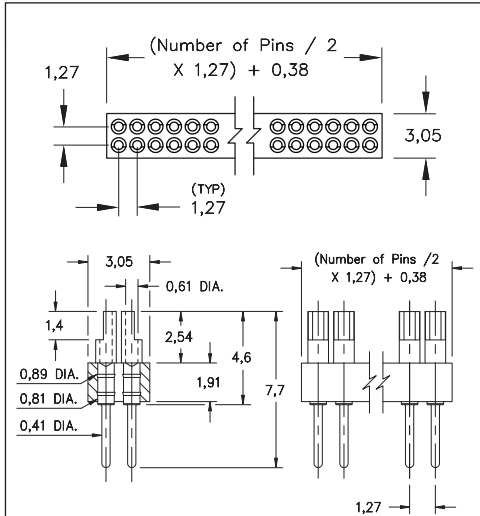


FIG. 1

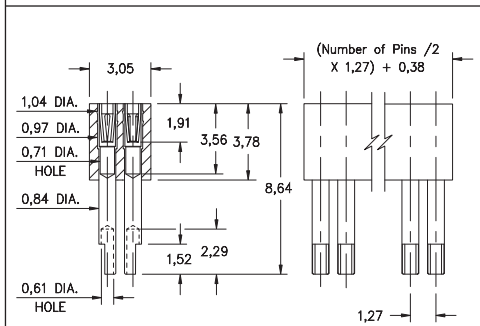



FIG. 2

- Solder cups are pre-aligned and accept up to 26 AWG wire
- Series 852 headers use MM #3050-0 pins. See page 244 for details
- Series 853 sockets use MM #1157-0 receptacles that accept pin diameters from 0,38 - 0,51. See page 160 for details
- Receptacles use Hi-Rel, 3-finger BeCu #11 contact rated at 3 amps. See page 251 for details
- Insulators are high temperature thermoplastic, suitable for all soldering operations



ORDERING INFORMATION

FIG. 1	Series 852...003	Double Row Solder Cup / Solder Tail			
		852-XX-__-10-003000			
	Specify number of pins	↑	002-100		
		XX=Plating Code See Below	For Electrical, Mechanical & Environmental Data, See page 264		
	SPECIFY PLATING CODE XX=	10			
	Pin Plating	0,25µm Au			

FIG. 2	Series 853...003	Double Row Solder Cup Sockets			
		853-XX-__-10-003000			
	Specify number of pins	↑	002-100		
		XX=Plating Code See Below	For Electrical, Mechanical & Environmental Data, See page 264		
	SPECIFY PLATING CODE XX=	13			
	Sleeve (Pin)	0,25µm Au			
	Contact (Clip)	0,76µm Au			

