


PIN GRID ARRAY SOCKETS

SERIES 510, 511, 513, 514, 515, 518, 522, 523 • 2,54 AND INTERSTITIAL GRID • SURFACE MOUNT, THROUGH-HOLE AND WIREWRAP

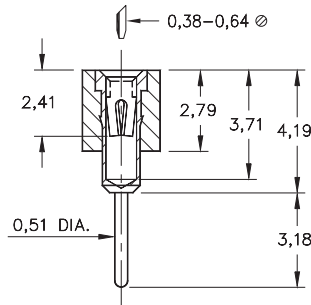
- Series 510, 511, 514, 515, 522 and 523 PGA sockets are available on 2,54 centers
- Series 513 and 518 PGA sockets are available for Interstitial patterns
- Choice of three low force clips to cover all applications
- High temperature PCT polyester insulator material suitable for all forms of soldering including lead-free
- For Electrical, Mechanical and Environmental Data, see page 137 for details



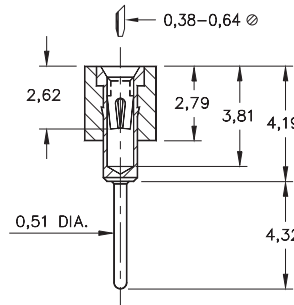
XX=Plating Code
See Below

RoHS-2
2011/65/EU

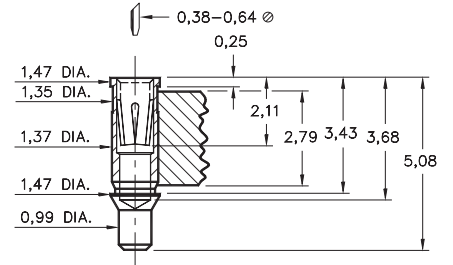
SERIES 510 (Standard Solder Tail)



SERIES 511 (Long Solder Tail)

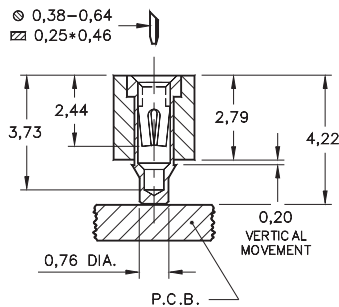


SERIES 513 (SMT Receptacle)

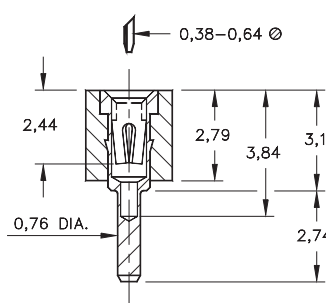


Interstitial Patterns Only

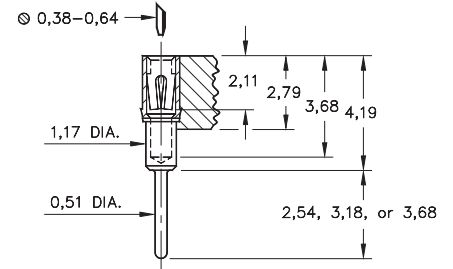
SERIES 514 (SMT Receptacle)



SERIES 515 (Low Profile Solder Tail)

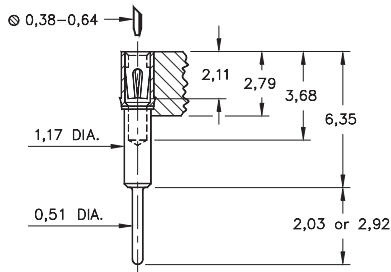


SERIES 518 (Solder Tail No, Heatsink Tabs)



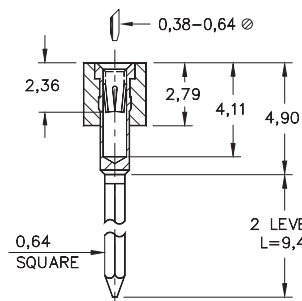
Interstitial Patterns Only

SERIES 518 (Solder Tail w/ Heatsink Tabs)

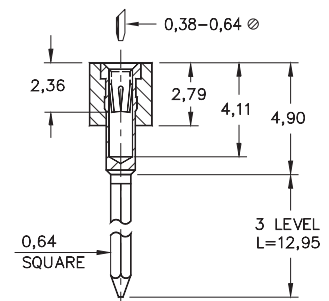


Interstitial Patterns Only



SERIES 522 (2 Level Wrapost)



SERIES 523 (3 Level Wrapost)



Visit www.mill-max.com/pgs to configure a formal part number

SPECIFY PLATING CODE XX=	13	91	93	99	43
Sleeve (Pin) 	0,25µm Au	5,08µm Sn/Pb	5,08µm Sn/Pb	5,08µm Sn/Pb	5,08µm Sn
Contact (Clip) 	0,76µm Au	0,25µm Au	0,76µm Au	2,54µm Sn/Pb	0,76µm Au

