

SPRING-LOADED CONNECTORS

SERIES 856, 857 • .050" GRID TARGET CONNECTORS FOR SPRING-LOADED ASSEMBLIES • SINGLE AND DOUBLE ROW STRIPS

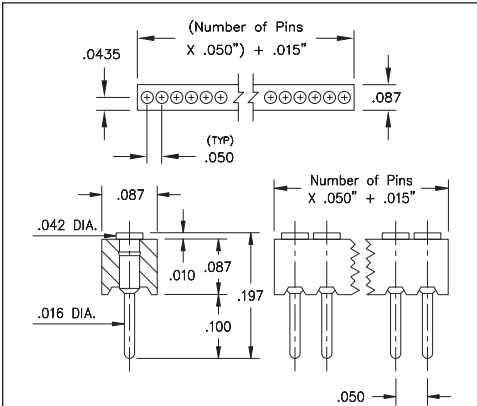
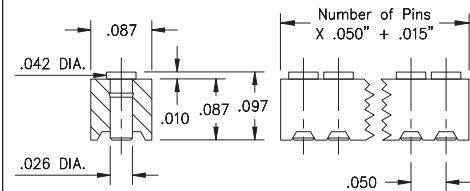


FIG. 1



Coplanarity .005". For Pin counts >20 positions, consult Technical Support.

FIG. 2

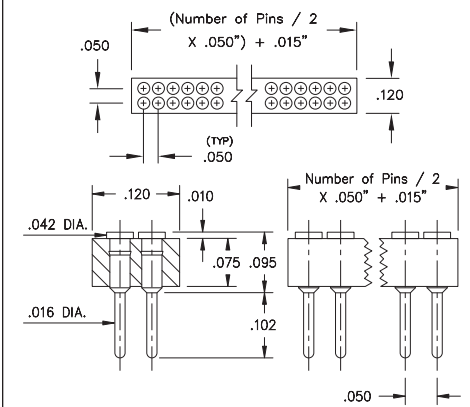
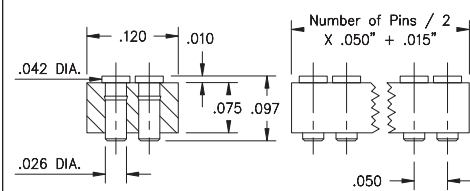



FIG. 3



Coplanarity .005". For Pin counts >40 positions, consult Technical Support.

FIG. 4

- Series 856 and 857 Target Connectors, SMT & through-hole, supplied in single and double row strips
- Target Connectors provide an excellent gold-plated conductive mating surface for spring loaded connectors. These series are offered with a flat face for making contact with our standard .019" dia. spring pin plungers
- Target connectors use MM #1933 (through-hole) and #1935 (surface mount) pins. See page 223.2 for details
- Insulators are high temperature thermoplastic



ORDERING INFORMATION

	Series 856...051	Flat face / Solder Tails
FIG. 1	856-10-0	-10-051000 Specify number of pins 01-20
FIG. 2	Series 856...051	Flat face / Surface Mount 856-10-0
FIG. 2		-30-051000 Specify number of pins 02-20
FIG. 3	Series 857...051	Flat face / Solder Tails 857-10-0
FIG. 3		-10-051000 Specify number of pins 04-40
FIG. 4	Series 857...051	Flat face / Surface Mount 857-10-0
FIG. 4		-30-051000 Specify number of pins 04-40
<div style="display: flex; justify-content: space-around; align-items: center;"> <div style="border: 1px solid black; padding: 5px; background-color: #90EE90;">RoHS-2 2011/65/EU</div> <div style="border: 1px solid black; border-radius: 50%; padding: 5px;">XX=Plating Code See Below</div> <div style="border: 1px solid black; border-radius: 50%; padding: 5px;">For Electrical, Mechanical & Environmental Data, See page 264</div> </div>		
SPECIFY PLATING CODE XX=		
Pin Plating	10 ◆	10 μ" Au

