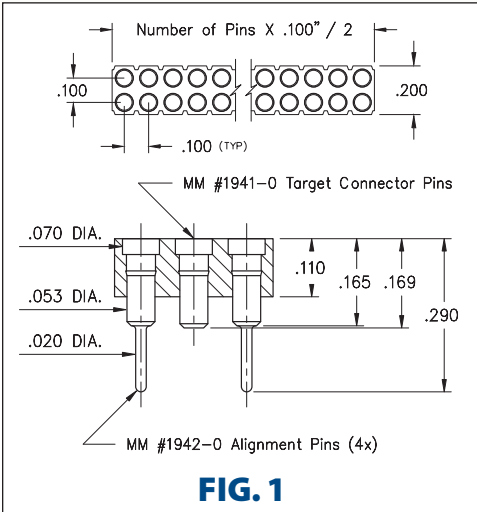
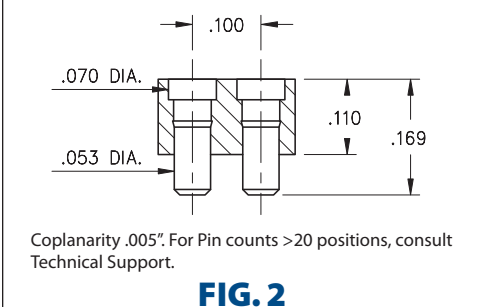


# SPRING-LOADED CONNECTORS

## SERIES 419, 499 • .100" GRID TARGET CONNECTORS FOR SPRING-LOADED ASSEMBLIES • DOUBLE ROW STRIPS

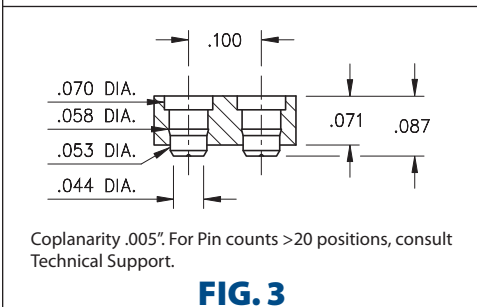


**FIG. 1**



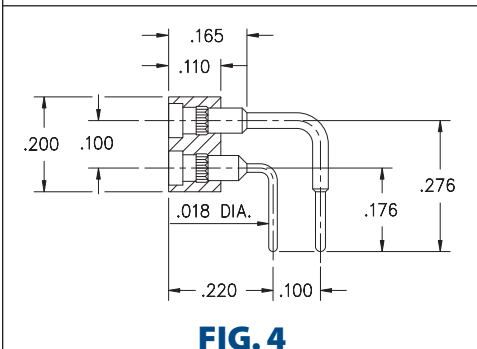
**FIG. 2**

Coplanarity .005". For Pin counts >20 positions, consult Technical Support.




**FIG. 3**

Coplanarity .005". For Pin counts >20 positions, consult Technical Support.



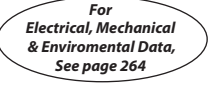




**FIG. 4**

- Series 419 and 499 Spring Target Connectors, supplied in double row strips. Available in SMT and right angle through-hole termination configurations
- Target Connectors provide an excellent gold-plated conductive mating surface for spring loaded connectors. These series are offered with a flat face for making contact with our standard .042" dia. spring pin plungers
- Target connectors use MM #1940, #1941/1942, #1953 and #1954 pins. See pages 218 & 223.3 for details
- Insulators are high temperature thermoplastic



### ORDERING INFORMATION

<b>FIG. 1</b>	<b>Series 419...042</b> <b>Surface Mount w/ Alignments Pins</b>
	419-10-2__-30-042000 Specify number of pins      06-72
<b>FIG. 2</b>	<b>Series 419...041</b> <b>Surface Mount</b>
	419-10-2__-30-041000 Specify number of pins      04-72
<b>FIG. 3</b>	<b>Series 419...054</b> <b>Low Profile Surface Mount</b>
	419-10-2__-30-054000 Specify number of pins      04-72
<b>FIG. 4</b>	<b>Series 499...008</b> <b>Right Angle Solder Tails</b>
	499-10-2__-10-008000 Specify number of pins      02-64
  	
<b>SPECIFY PLATING CODE XX=</b>	10 
Pin Plating 	10 μ" Au

