

MAXIMUM SOLUTIONS

Two New Large Scale Spring Pin Options from Mill-Max



Mill-Max is pleased to announce the addition of two new large scale spring pins to our family of ruggedized spring-loaded products. The [0861 and 0871](#) spring pins have large diameter plungers, bodies and bases to provide the mechanical strength required for rugged applications such as blind-mating of components, drop-in charging systems and quick-connect assemblies where sliding or rotating action is involved.

These new offerings are a good fit where greater spacing is required due to electrical and mechanical demands. Both pins feature a .092" (2,34 mm) diameter plunger for a larger interface surface, a .187" (4,75 mm) diameter base, promoting a strong solder joint for stability on the board and thick wall construction to withstand the rigors of demanding applications, especially those involving side loads. The [0861 and 0871](#) each have a press-fit feature on the body allowing them to be press-fit into housings for assemblies, such as docking stations and battery compartments, or to form module connectors. The 0871 is surface mount; the 0861 has a tail for through-hole mounting providing additional support. Both pins deliver a .040" (1,02 mm) mid-stroke and .080" (2,03 mm) maximum stroke with built in protection against over compression of the spring.

Because they are designed and built with the same precision as our miniature spring pins, they exhibit excellent signal integrity in shock and vibration environments. These large scale spring pins feature gold-plated stainless steel springs and gold-plated precision-turned components.

With a mechanical rating of 1,000,000 cycles minimum and a current rating of 9 amps (@10°C temperature rise above ambient) the Mill-Max [0861 and 0871](#) spring pins are the best choice for heavy duty, high reliability spring pin requirements.

For more information, go to www.mill-max.com/PR645.

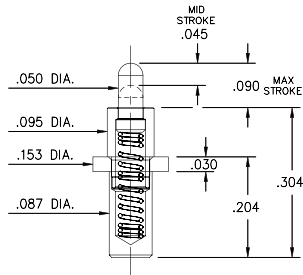
SPRING-LOADED PINS

DISCRETE SPRING-LOADED CONTACTS • POWER SPRING PINS

0850

0850-0-15-20-83-14-11-0

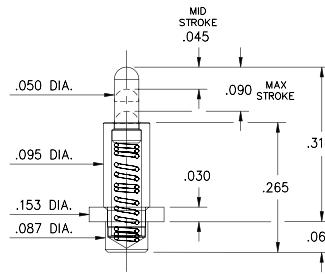
Power spring pin
Solder Mount in .090 min. mounting hole



0851

0851-0-15-20-82-14-11-0

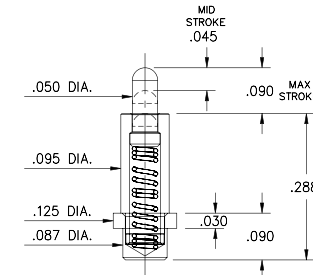
Power spring pin
Solder Mount in .090 min. mounting hole



0853

0853-0-15-20-82-14-11-0

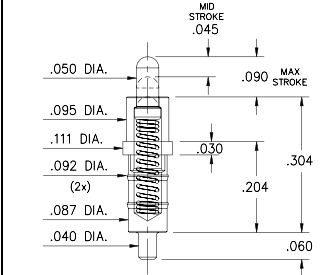
Power spring pin
Solder Mount in .090 min. mounting hole



0852

0852-0-15-20-83-14-11-0

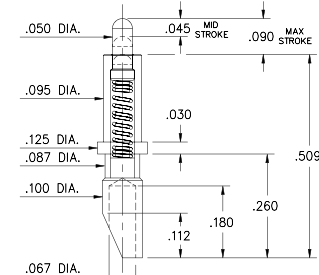
Power spring pin
Solder Mount in .043 min. mounting hole



0854

0854-0-15-20-82-14-11-0

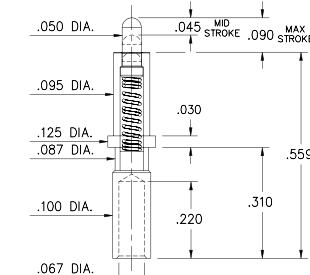
Power spring pin, Soldercup
Accepts wire sizes up to .057" Dia.



0855

0855-0-15-20-82-14-11-0

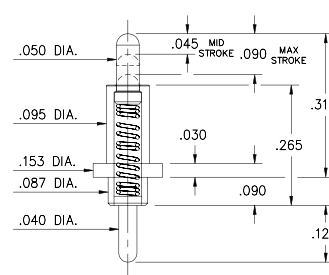
Power spring pin, Wire termination for
wire sizes 16 AWG Max. / 20 AWG Min.



0856

0856-0-15-20-82-14-11-0

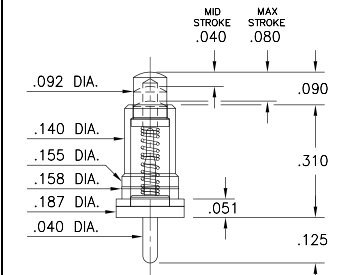
Power spring pin
Solder Mount in .043 min. mounting hole



0861

0861-0-15-20-82-14-11-0

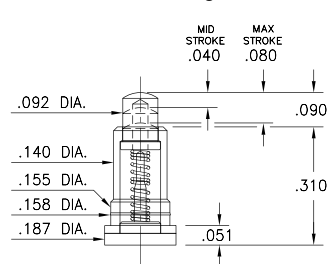
Solder Mount in .043 min. mounting hole
*Force @ Mid. Stroke 100g



0871

0871-0-15-20-82-14-11-0

Long stroke, Surface Mount
*Force @ Mid. Stroke 100g



Material Specifications:

Sleeve & Plunger Material: Copper Alloy

Spring Material: Stainless Steel 302

Sleeve & Plunger Finish: 20 μ" Gold over Nickel

Spring Finish: 10 μ" Gold over Nickel

Dimensions: Inches

Tolerances On: Lengths: ±.006

Diameters: ±.002

Angles: ±2°



Mechanical & Electrical Specifications:

Durability: 1,000,000 cycles

Rated Current (Free air):

Continuous 9 amps @ 10° C temperature rise

Contact Resistance: 20 mΩ max.

Environmental Specifications:

Operating temperature range: -55/+125° C

82, 83 Springs are not interchangeable

Order Code: 08XX - X - 15 - 20 - 8X - 14 - 11 - 0

Spring Number

Spring Number	Mid. Stroke	Max. Stroke	Force @ Mid. Stroke	Initial Force (Pre-Load)
* 82	.045	.090	120 g	25 g
83	.045	.090	120 g	25 g



Mill-Max Mfg. Corp. • 190 Pine Hollow Road, P.O. Box 300, Oyster Bay, NY 11771 • 516-922-6000 • Fax: 516-922-9253 • www.mill-max.com