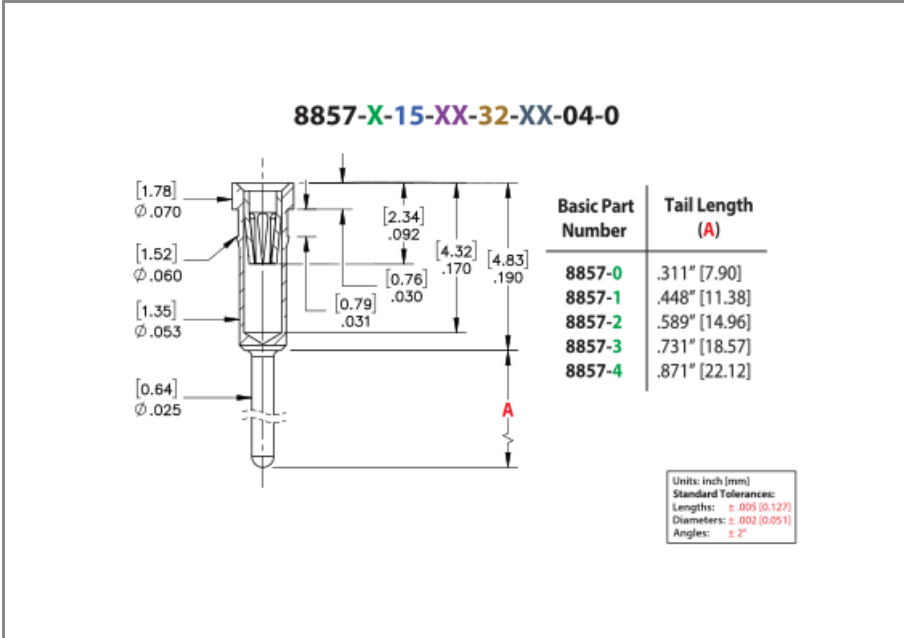




PRODUCT NUMBER: 8857-4-15-80-32-84-04-0

www.mill-max.com  
DATA SHEET



General Information	
Product Family:	Pin Receptacle
1 Description:	Receptacle With A Standard Tail
Country of Origin:	USA
2 Product Lifecycle:	Active
3 ROHS:	Yes

Product Attributes	
Hole Type:	Closed-Bottom
Mounting Feature:	Press-Fit into a Non-Plated Through Hole (NPTH)
4 Shell Material:	Brass Alloy
5 Shell Plating:	80 Shell Plating - 200-300 $\mu$ " Tin (matte finish) over Nickel
Pin Diameter Range:	.015"-.026" (0,381-0,660mm)
Contact Number:	32 - Low Force 6 Finger Contact
6 Contact Plate:	84 Contact Plating - 100-200 $\mu$ " Tin (matte finish) over Nickel
Press-Fit Feature:	Barb
Tail Type:	SolderTail
Tail:	Single
Wire Termination:	N/A
7 Operating Temperature Range:	-55/+125° C

## 8857-4-15-80-32-84-04-0 - SPECIFICATIONS

Key Dimensions	
Barb/Knurl Diameter:	.060" (1,524mm)
Body Diameter:	.053" (1,346mm)
Body Length:	.160" (4,064mm)
Body Tail Length:	4" (101,600mm)
Flange Diameter:	.070" (1,778mm)
Flange Length:	.030" (0,762mm)
Hole Depth:	.170" (4,318mm)
Overall Length:	1.061" (26,949mm)
Tail Diameter:	.025" (0,635mm)
Tail Length:	.871" (22,123mm)

Electrical Specifications	
8 Maximum Current:	8A @ 30° C Temp. Rise
Maximum Derated Current:	6.40A
Contact Resistance:	10.00mΩ Max

Mechanical Specifications	
9 Mechanical life (Durability):	1,000 Cycles Minimum
10 Shock:	No Elect. Discontinuity > 1μs @ 50g
11 Vibration:	No Elect. Discontinuity > 1μs @ 10-2000HZ, 20 G

Mounting Specifications	
12 Mounting Hole:	.057" (1,448mm)
Mounting Hole Type:	Non-Plated Through Hole (NPTH)
13 Alternate Mounting:	Through-Hole Solder-tail Mount
Alternate Mounting Hole:	.029" (0,737mm)
SMT Pad Size:	N/A

## Environmental & Export Classifications

Cage Code:	3N087
ECCN:	Contact Factory
HTSUS:	8536.90.4000
Moisture Sensitivity Level (MSL):	1 (Unlimited)
Prop 65:	N
REACH Status:	REACH Unaffected
Shelf Life:	300
Special Handling Code:	UNDF
Static Sensitive:	N

## Packaging Information

Packaging Options:	Packaged in Bulk
Stage Code:	15 - Packaged in Bulk
Reel Size:	N/A

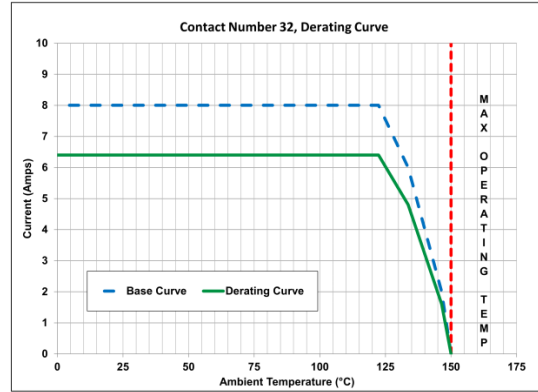
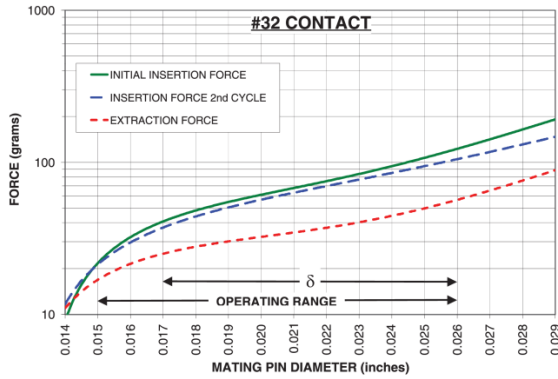
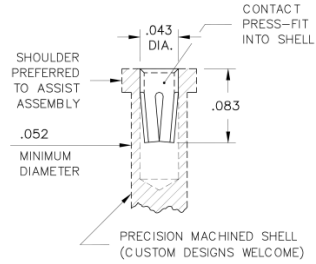
## NOTES:

1. Standard Tolerances:  
Lengths +/- .005" (0,13)  
Diameters: +/- .002" (0,051)  
Angles: +/- 2°
2. Part is Active and in Production, No Scheduled Obsolescence
3. Mill-Max products labeled with the RoHS symbol are compliant with all three ROHS Directives. All of our products previously described as RoHS (2002/95/EC) and RoHS-2 (2011/65/EC) are also compliant with RoHS-3 (2015/863/EU).
4. Brass Alloy 360 per ASTM B 16, or 385 per ASTM B455
5. TIN (100%) per ASTM B 545, Matte finish (With whisker and oxide inhibitors); NICKEL per ASTM B 689, Type 2 (Bright)
6. TIN (100%) per ASTM B 545, Matte finish (With whisker and oxide inhibitors); NICKEL per ASTM B 689, Type 2 (Bright)
7. Per IEC 60512-11-(4,-9,-10,-12)
8. Per IEC 60512-5-1, Current Carrying Capacity (evaluated at 30° C Temp. Rise)
9. Receptacles are capable of 1,000 Minimum insertion/extraction cycles for a broad range of applications. Mating pin size, shape and finish, along with application specific variables, will affect the life of a receptacle contact.
10. Per IEC 60512-6-3: Test 6c: Shock
11. Per IEC 60512-6-4: Test 6d: Vibration (sinusoidal)
12. This is a general guideline; your application may require different specifications
13. For through-hole solder mounting of this part, the suggestion is to make the finished hole size, at its minimum, .004" larger than the diameter being soldered into the mounting hole.

## CONTACT:

# #32 CONTACT

FOR .015"-.026" DIAMETER PINS ( $\delta = .009$ )  
6-FINGER (BeCu), GROUP C



The insertion / extraction force characteristics above were derived using a 30 microinch gold-plated contact and polished steel gauge pins having a bullet-shaped tip. The curves represent typical average values; they are best used to compare the differences between similar size contacts and to guide you in selecting one that is suitable for your application. Your results may vary, so for your specification, we encourage you to obtain complimentary samples for your evaluation.

Material	Beryllium Copper	Fingers	6
Compliance ( $\delta$ )	0.009	Length	.083" (2,108mm)
Maximum Current	8A @ 30° C Temp. Rise	Maximum Operating Temp @ Max Current	120.00° C
20% De-rated Maximum Current	6.40A	Contact Resistance	10.00m $\Omega$ Max
Contact Group	C		

## ADDITIONAL NOTES AND SPECIFICATIONS

In the interest of improved design, quality and performance, Mill-Max reserves the right to make changes in its specifications without prior notice. Specifications and tolerances are provided wherever possible. The tolerance on dimensions of critical to function features is typically held tighter than the stated standard tolerances, such as press-fits, holes and lengths affecting the coplanarity of SMT products. Due to the wide variety of interconnects Mill-Max offers, the specific tolerances vary from product to product. If you need information regarding the tolerance of a particular part, please contact Technical Services.

## RELATED LINKS AND DOCUMENTS

- Product Detail: [8857-4-15-80-32-84-04-0 - Receptacle With A Standard Tail](#)
- Environmental Compliance: <https://www.mill-max.com/rohs>